



2017 BETHUNE-COOKMAN FOOTBALL GAME NOTES

Bethune-Cookman Athletic Communications • 640 Dr. Mary McLeod Bethune Blvd. • Daytona Beach, FL 32114
BCUathletics.com • Facebook: Facebook.com/BCUathletics • Twitter: @BCUGridIron • Instagram: @BCUathletics
Home to Eight MEAC Championships (1984, 1988, 2002, 2010, 2012, 2013, 2014, 2015)

GAME INFORMATION

Date / Time: Sat., Sept. 16, 2017 / 6:30 p.m. EST

Site: Boca Raton, Fla. / FAU Stadium (29,419)

National TV: beIN Sports

Play-by-Play: Mike Gleason; Analyst: Brett Rombert

Sideline: Michelle Gingras

Regional Radio: WELE 1380 AM / WSIR 1490 AM /
WSOS 99.5 FM & 1170 AM

Play-by-Play: Nolan Alexander; Color: Larry Wesley

Twitter Updates: @BCUGridIron

Series: Florida Atlantic leads, 2-1

Daytona Beach: Florida Atlantic leads, 2-0

Boca Raton: Bethune-Cookman leads, 1-0

Neutral: No meetings

First Meeting: 2001 — L, 31-28

Last Meeting: 2003 — L, 32-24

Streak: Florida Atlantic, 1 win

BETHUNE-COOKMAN 1-1, 0-0 MEAC

2017: 1-1, 0-0 MEAC

Ranking: NR — STATS, NR — Coaches

Last Game: Sept. 9, 2017 (Hammond, La.)

defeated Southeastern Louisiana, 28-23

Head Coach: Terry Sims (Knoxville, 1994)

Career: 14-9 (3rd season)

at BCU: 14-9 (3rd season)

vs. FAU: 0-0

Twitter: @BCUGridIron / @CoachTSims

FLORIDA ATLANTIC 0-2, 0-0 C-USA

2017: 0-2, 0-0 C-USA

Ranking: NR — AP, NR — USA Today/Coaches

Last Game: Sept. 9, 2017 (Madison, Wisc.)

lost to Wisconsin, 31-14

Head Coach: Lane Kiffin (Fresno State, 1998)

Career: 35-23 (6th season)

at FAU: 0-2 (1st season)

vs. BCU: 0-0

Twitter: @FAU_Football

BCU COMMUNICATIONS

Bryan J. Harvey (Primary Contact) Asst. AD/Communications
O: 386-481-2206 C: 757-268-4561 E: harveyb@cookman.edu

Jasmine Alston Director of New Media
O: 386-481-2278 C: 336-457-7808 E: alstonj@cookman.edu

Nolan Alexander Director of Broadcast Media
O: 386-481-2247 C: 770-713-3071 E: alexandern@cookman.edu

BCU COACHING STAFF

Coaches: On the Field

Head Coach: Terry Sims

Defensive Coordinator: Charles "Yogi" Jones

Offensive Line: Lawal McCray

Defensive Line: Earl Lane

Safeties: Darrin Hayes

Receivers: Will Glover

Running Backs: Carl Franks

Coaches: In the Booth

Offensive Coordinator: Allen Suber

Cornerbacks: Terry Williams

Special Teams: Aashon Larkins

Tight Ends: Greg Ruffin

GAME 3

BOCA RATON, FLA. (FAU STADIUM)



NR/NR BETHUNE-COOKMAN WILDCATS (1-1)

Head Coach: Terry Sims (Knoxville, 1994)

Career Record: 14-9 (3rd season), Record at BCU: 14-9 (3rd season), Record vs. FAU: 0-0

at



NR/NR FLORIDA ATLANTIC OWLS (0-2)

Head Coach: Lane Kiffin (Fresno State, 1998)

Career Record: 35-23 (6th season), Record at FAU: 0-2 (1st season), Record vs. BCU: 0-0

2017 STATISTICAL LEADERS

RUSHING

	G	ATT	GAIN	LOSS	NET	AVG	TD	LG	YPG
Michael D. Jones	2	29	149	11	138	4.8	2	25	69.0
Tupac Isme	2	8	48	1	47	5.9	0	23	23.5
Larry Brihm, Jr.	2	17	77	37	40	2.4	1	20	20.0

PASSING

	G	EFF	C-A-I	PCT	YDS	TD	LG	AVG/G
Larry Brihm, Jr.	2	131.28	47-74-2	63.5	566	2	47	283.0
Jabari Dunham	1	110.70	3-4-0	75.0	17	0	19	17.0




RECEIVING

	G	NO	YDS	AVG	TD	LG	AVG/G
Jawill Davis	2	12	186	15.5	1	38	93.0
Michael D. Jones	2	11	78	7.1	0	21	39.0
Keavon Mitchell	2	10	148	14.8	0	47	74.0

STORY LINES

- This weekend's game marks the third of four consecutive away games to begin the 2017 campaign. Dating back to last season, BCU will have played seven consecutive games away from Municipal Stadium before the home opener on Sept. 30 versus MEAC foe Savannah State.
- Bethune-Cookman has played three previous games against opponents from Conference USA, including FIU (2013, 14) and UCF (2014).
- Redshirt senior quarterback Larry Brihm, Jr. threw for 354 yards at Southeastern Louisiana, and he connected on a career-high 25 passes in 39 attempts. He also passed for a pair of touchdowns, as well as running for a score.
- This will be the first time Bethune-Cookman and Florida Atlantic are meeting each other aside from both being FCS opponents. With FAU in the FBS, it's the first-meeting between the schools with one in a different division of football.
- Redshirt senior wide receiver Jawill Davis has caught a pass in 23 consecutive games — the longest active streak on the current roster.

2017 SCHEDULE / RESULTS

	Sept. 2	at 18/18 Miami (Fla.) Miami Gardens, Fla. / Hard Rock Stadium (65,326) / Diquan Richardson: 13 tackles	RAYCOM SPORTS	L, 41-13
	Sept. 9	at Southeastern Louisiana Hammond, La. / Strawberry Stadium (7,408) / Larry Brihm, Jr.: 25-of-39 passing, 354 yards, 2 TDs	ELEVEN SPORTS	W, 28-23
	Sept. 16	at Florida Atlantic Boca Raton, Fla. / FAU Stadium (30,000) / Florida Atlantic leads, 2-1 (0-0 under Sims)	beIN SPORTS	6:30 p.m.
	Sept. 23	at Howard* Washington, D.C. / Greene Stadium (7,086) / Bethune-Cookman leads, 19-13-2 (0-0 under Sims)		1 p.m.
	Sept. 30	SAVANNAH STATE* (Church & Community) Daytona Beach, Fla. / Municipal Stadium (9,601) / Bethune-Cookman leads, 36-8-3 (1-1 under Sims)	CATEYE	4 p.m.
	Oct. 14	SOUTH CAROLINA STATE* (Think Pink) Daytona Beach, Fla. / Municipal Stadium (9,601) / S.C. State leads, 32-23-1 (1-1 under Sims)	CATEYE	4 p.m.
	Oct. 21	at North Carolina A&T* Greensboro, N.C. / Aggie Stadium (21,500) / Bethune-Cookman leads, 22-16 (0-2 under Sims)	ESPNU/ESPN3	1 p.m.
	Oct. 28	HAMPTON* (Homecoming) Daytona Beach, Fla. / Municipal Stadium (9,601) / Series is tied, 10-10 (0-0 under Sims)	CATEYE	4 p.m.
	Nov. 4	MORGAN STATE* (Senior Day) Daytona Beach, Fla. / Municipal Stadium (9,601) / Bethune-Cookman leads, 22-7 (2-0 under Sims)	CATEYE	4 p.m.
	Nov. 11	at North Carolina Central* Durham, N.C. / O'Kelly-Riddick Stadium (10,600) / Bethune-Cookman leads, 6-2 (2-0 under Sims)		2 p.m.
	Nov. 18	vs. Florida A&M* (Florida Blue Florida Classic) Orlando, Fla. / Camping World Stadium (70,000) / Florida A&M leads, 49-21-1 (2-0 under Sims)	ESPNClassic/ESPN3	2 p.m.
	Dec. 16	Celebration Bowl (if applicable) Atlanta, Ga. / Mercedes-Benz Stadium (75,000) / MEAC Champ vs. SWAC Champ (0-0 under Sims)	ABC	Noon

#GimmeFive

1. The Wildcats are seeking their first non-conference road win in the state of Florida since BCU defeated FIU on Aug. 30, 2014 (with Terry Sims serving as an assistant coach for the Wildcats).
2. Bethune-Cookman is seeking its second ever win against Florida Atlantic, the previous victory also coming on the road.
3. Bethune-Cookman is seeking its third win all-time against a team from Conference USA, having previously defeated FIU twice and falling to UCF once.
4. The Cats had eight (8) different players register a pass reception a week ago at Southeastern Louisiana.
5. Five different players rushed the ball in the road win over Southeastern Louisiana a week ago in Hammond.




#SuberFast

- Bethune-Cookman head coach Terry Sims and Offensive Coordinator Allen Suber have continued the upbeat pace of the Wildcats offense.
- Drives that consist of three minutes (3:00) or less are called "Lightning Strikes", with the quick pace of the offense striking fast like lightning.
- New offensive coordinator Allen Suber projects this season's offense to be even faster than years past.

#PROCATS

- Bethune-Cookman has two active #ProCats in the National Football League on active rosters for the 2017 season.
- Ryan Davis (Buffalo Bills) and Eric Weems (Tennessee Titans) are both participating for their respected teams.
- Nick Collins (Green Bay Packers) and Rashean Mathis (Jacksonville Jaguars) both announced their retirement from the NFL prior to the beginning of the 2016 season.
- Both Collins and Mathis were inducted into the Bethune-Cookman Athletics Hall of Fame in 2016.



FUN FACT I

- Bethune-Cookman first-ever home FCA postseason contest (formerly the Division I-AA playoffs) came against FAU as an at-large bid at Municipal Stadium in 2003.

Seniors...

- A total of 27 seniors dot Bethune-Cookman's roster this season, which is the most in the Mid-Eastern Athletic Conference (MEAC).
- In looking around the league, an average of 22 seniors sits on most rosters while Savannah State has the fewest on its current roster with just 16.
- South Carolina State (25), Hampton (23) and North Carolina A&T (22) boats some of the most behind the Wildcats' roster.

Celebration Bowl...

- The Celebration Bowl will once again be televised live on ABC and open the bowl season. The postseason college football bowl game will kick off at noon ET on Saturday, Dec. 16, at the brand new Mercedes-Benz Stadium in Atlanta.
- The Air Force Reserve Celebration Bowl, which showcases the heritage, legacy, pageantry and tradition of Historically Black Colleges and Universities (HBCUs), pits the conference champion from the Mid-Eastern Athletic Conference (MEAC) against the Southwestern Athletic Conference (SWAC). Each conference has claimed a victory in the event's first two years, with MEAC Champion North Carolina A&T defeating Alcorn State 2015 and SWAC Champion Grambling State beating North Carolina Central in 2016. Two bowl alumni were just selected in the 2017 NFL Draft: 2015 Offensive MVP Tarik Cohen (North Carolina A&T) and 2016 champion Chad Williams (Grambling State).



2017 TEAM COMPARISON



Record..... 1-1, 0-0 MEAC

Record..... 0-2, 0-0 C-USA

Scoring Offense..... 20.5

Rushing Offense124.5

Passing Offense.....291.5

Pass Efficiency 130.22

Total Offense.....416.0

Time/Possession34:03

Sacks Allowed1.0

Scoring Offense..... 16.5

Rushing Offense73.0

Passing Offense.....214.0

Pass Efficiency138.2

Total Offense.....287.0

Time/Possession20:50

Sacks Allowed3.5

Scoring Defense..... 32.0

Rushing Defense257.5

Passing Defense163.0

Pass Eff. Defense 109.61

Total Defense420.5

Sacks0.0

Tackles for Loss3.5

Scoring Defense..... 36.5

Rushing Defense386.5

Passing Defense158.5

Pass Eff. Defense 123.1

Total Defense545.0

Sacks0.0

Tackles for Loss3.5

Turnover Margin -1.00

Net Punting36.3

Punt Returns.....7.0

Kickoff Returns22.2

Turnover Margin +1.00

Net Punting40.2

Punt Returns.....3.7

Kickoff Returns11.8

CIRCLE THIS GUY...



- Redshirt senior running back Michael D. Jones touched the end zone for the first time since 2015 when he raced in against Miami a week ago.
- Jones returned to the lineup after missing the 2016 season with a preseason injury.
- Jones rushed for 43 yards on 12 carries at No. 18 Miami. He also caught seven passes for 51 yards out of the offensive backfield.



A Win Over Florida Atlantic Would...

- Even the series all-time against FAU at 2-2.
- Give BCU its third win all-time against an opponent from Conference USA.
- Allow the Wildcats their third win all-time against an FBS opponent.
- Be the 488th win all-time in school history.

Series Notes...

- Florida Atlantic leads the all-time series against Bethune-Cookman, 2-1.
- FAU won its first-ever game as a football playing institution against Bethune-Cookman.
- BCU played its first-ever NCAA postseason contest in the FCS Playoffs (formerly the Division I-AA playoffs) at Municipal Stadium back in 2003.
- Bethune-Cookman's lone win in the series came on the road to FAU at Lockhart Stadium.

What's the Word...

- Each team throughout the 2017-18 BCU athletic year will have a word that represents the program.
- The word for BCU Football is "Resurge". The meaning comes from the team and Head Coach Terry Sims looking for a resurgence in 2017. The team endured an uncharacteristic 4-6 season last year, marking the first losing campaign at Bethune-Cookman since 2009.

Transfers All Around...

- The Wildcats have a total of 30 student-athletes on this year's opening day roster that have transferred in from either Football Bowl Subdivision (FBS), junior college or NCAA Division II institutions.
- BCU has always played a role in allowing student-athletes to transfer in, and many of them have gone on to have stellar careers with the Maroon and Gold.
- Over the past five seasons, the Cats have had four (4) former University of Miami players in the form of Jontavious Carter, Danny Dillard, Dyron Dye and Thomas Finnie.

Against the Rankings...

- The loss to No. 18 Miami in the season opener for both teams in Miami Gardens, Florida marked the fourth consecutive loss for the Wildcats against a ranked opponent. However, two of those teams in the current stretch were the 18th-ranked Hurricanes, in addition to No. 8 (FBS) Florida State – eventually winning the national championship in 2013 with Heisman Trophy winner Jameis Winston.

The Injury Bug...

- According to Head Coach Terry Sims, he has never suffered a season with so many injuries like that of 2016.
- In all, a total of 16 original starters from the beginning of the season missed time due to injury, including two season-ending injuries in the form of running back Michael Jones (prior to the start of the year) and then-quarterback Anthony Cruz. Both players were granted a medical hardship waiver following the season.

Return to Sender...

- Redshirt junior punt return/receiver Frank Brown collected his first career punt return for touchdown at North Texas, securing an 88-yard return to put the Wildcats ahead of the Mean Green in the opening stanza.
- In that same game, defensive back Diquan Richardson stepped in front of a Mean Green pass and returned the interception 30 yards for a touchdown.
- It was the first game in which BCU returned a punt and an interception for touchdown since defeating Savannah State in Augusta, Georgia in 2005.

2017 BETHUNE-COOKMAN RANKINGS

Category	Avg.	NCAA	MEAC
Passes Intercepted	1.5	T-13	2
Passing Offense	291.5	T-14	2
Sacks Allowed	1.00	T-16	T-3
Pass Defense	163.0	23	6
Pass Eff. Defense	109.61	28	6
Kickoff Returns	22.22	31	1
Total Offense	416.0	34	3
Pass Efficiency	130.22	47	2
Punt Returns	7.00	T-49	6
Rushing Offense	124.5	65	6
Scoring Offense	20.5	T-65	4
Scoring Defense	32.0	T-69	8
Total Defense	420.5	78	8
Turnover Margin	-1.00	T-83	T-8
Tackles for Loss	3.5	T-98	10
Rushing Defense	257.5	102	9
Sacks	0.0	N/A	T-10

Playoffs?...

- Despite the introduction of the Celebration Bowl in February 2015, a member of the Mid-Eastern Athletic Conference (MEAC) still has the possibility of participating in the Football Championship Subdivision (FCS) Playoffs. A member would have to accept an at-large bid to the playoffs, which last happened with North Carolina A&T accepting the at-large bid in 2016.

#IBackTheMEAC

- The Mid-Eastern Athletic Conference begins its 48th year of intercollegiate competition heading into the 2017-18 academic year. Located in Norfolk, Virginia, the MEAC is made

RECORDS UNDER TERRY SIMS

Current Streak	Won 1
Current Home Streak	Won 1
Current Road Streak	Won 1
Last Win	28-23 at Southeastern Louisiana (9/9/17)
Last Road Win	28-23 at Southeastern Louisiana (9/9/17)
Last Loss	41-13 at #18 Miami (9/2/17)
Last Road Loss	41-13 at #18 Miami (9/2/17)

	2017	All Yrs
Home	0-0	6-3
Away	1-1	6-6
Neutral Site	0-0	2-0
Natural Grass	0-1	2-3
Artificial Turf	1-0	12-6
vs. Top 5	0-0	0-0
vs. Top 10	0-0	0-0
vs. Top 25	0-1	0-2
vs. FBS	0-1	0-3
Bowl Games	0-0	0-0
Playoff Games	0-0	0-0

Leading After 1st Qtr	1-0	8-4
Tied After 1st Qtr	0-1	5-3
Trailing After 1st Qtr	0-0	1-2
Leading at Halftime	1-0	12-0
Tied at Halftime	0-0	2-2
Trailing at Halftime	0-1	0-7
Leading After 3rd Qtr	0-0	12-0
Tied After 3rd Qtr	0-0	0-0
Trailing After 3rd Qtr	1-1	2-9
Overtime Games	0-0	0-1

Scoring First	1-1	10-5
Opponent Scoring First	0-0	4-4
Score < 20 Points	0-1	2-6
Score 20+ Points	1-0	12-3
Score 30+ Points	0-0	9-1
Score 40+ Points	0-0	6-0
Opponent Scores < 20 Points	0-0	9-1
Opponent Scores 20+ Points	1-1	5-8
Opponent Scores 30+ Points	0-1	2-6
Opponent Scores 40+ Points	0-1	2-4
Decided by 3 or Less	0-0	3-0
Decided by 10 or Less	1-0	7-3

Gain < 20 First Downs	0-0	2-5
Gain 20+ First Downs	1-1	12-4
Opponent Gains < 20 First Downs	1-0	9-4
Opponent Gains 20+ First Downs	0-1	5-5

More Rushing Yards Than Opponent	0-0	11-1
Fewer Rushing Yards Than Opponent	1-1	3-8
Rush For < 100 Yards	0-0	1-4
Rush For 100+ Yards	1-1	13-5
Opponent Rushes For < 100 Yards	0-0	3-1
Opponent Rushes For 100+ Yards	1-1	11-8

More Passing Yards Than Opponent	1-0	13-3
Fewer Passing Yards Than Opponent	0-1	1-6
Equal Passing Yards	0-0	0-0
Pass For < 200 Yards	0-0	4-6
Pass For 200+ Yards	1-1	10-3
Opponent Passes For < 200 Yards	1-0	8-6
Opponent Passes For 200+ Yards	0-1	6-3

More Total Yards Than Opponent	1-0	11-1
Fewer Total Yards Than Opponent	0-1	3-8
Gain < 300 Total Yards	0-0	0-4
Gain 300+ Total Yards	1-1	14-5
Opponent Gains < 300 Total Yards	1-0	7-2
Opponent Gains 300+ Total Yards	0-1	7-7

Commit No Turnovers	0-0	3-0
Commit < 3 Turnovers	0-1	8-8
Commit 3+ Turnovers	1-0	7-1
Force < 3 Turnovers	0-1	8-8
Force 3+ Turnovers	1-0	6-1

Commit < 6 Penalties	0-0	1-1
Commit 6+ Penalties	1-1	13-8

3rd Down % < 25	0-0	0-5
3rd Down % 25-49	1-1	9-4
3rd Down % 50+	0-0	5-0
Opponent 3rd Down % < 25	0-0	3-0
Opponent 3rd Down % 25-49	1-0	9-6
Opponent 3rd Down % 50+	0-1	2-3

Lead Time of Possession	1-1	11-4
Trail Time of Possession	0-0	3-5

WEEKLY MEDIA PLANNER: FLORIDA ATLANTIC GAME

11 MON	12 TUE	13 WED	14 THU	15 FRI	16 SAT	17 SUN
No media availability	Practice (9 a.m.) Southern University Baton Rouge, La. MEAC Teleconference 10 a.m. Head Coach Terry Sims and requested student-athletes will be available to members of the media after practice.	Practice (3 p.m.) Municipal Stadium Requested student-athletes will be available to members of the media after practice.	Practice (3 p.m.) Municipal Stadium Requested student-athletes will be available to members of the media before practice. Head Coach Terry Sims will be available to members of the media after practice.	Depart for Florida Atlantic No media availability at practice	Gameday at FAU 6:30 p.m. FAU Stadium Boca Raton, Fla. Postgame Press Conference <i>BCU locker room is closed</i>	No media availability

STATS FCS Top 25

Rank	Team (First Place Votes)	Rec	Prev
1.	James Madison (148)	2-0	1
2.	North Dakota State (10)	2-0	2
3.	Sam Houston State	2-0	3
4.	South Dakota State (1)	2-0	4
5.	Jacksonville State	1-1	5
6.	Youngstown State	1-1	8
7.	Villanova	1-1	6
8.	Richmond	1-1	9
9.	New Hampshire	2-0	12
10.	North Dakota	1-1	11
11.	Wofford	2-0	10
12.	Eastern Washington	0-2	7
13.	The Citadel	2-0	14
14.	Central Arkansas	1-1	13
15.	Chattanooga	0-2	16
16.	Charleston Southern	0-1	17
17.	Samford	2-0	18
18.	Illinois State	1-0	20
19.	Liberty	2-0	22
20.	Western Illinois	2-0	21
21.	Northern Iowa	1-1	23
22.	Tennessee State	2-0	NR
23.	South Dakota	2-0	24
24.	Grambling State	1-1	21
25.	North Carolina A&T	2-0	NR

FCS Coaches' Poll

Rank	Team (First Place Votes)	Rec	Prev
1.	James Madison (24)	2-0	1
2.	North Dakota State (2)	2-0	2
3.	Sam Houston State	2-0	3
4.	South Dakota State	2-0	4
5.	Youngstown State	1-1	t-6
t-6.	Richmond	1-1	9
t-6.	Jacksonville State	1-1	5
8.	Villanova	1-1	8
9.	Wofford	2-0	10
10.	North Dakota	1-1	11
11.	New Hampshire	2-0	12
12.	Eastern Washington	0-2	t-6
13.	The Citadel	2-0	13
14.	Illinois State	1-0	15
15.	Chattanooga	0-2	14
16.	Central Arkansas	1-1	16
17.	Samford	2-0	17
18.	Northern Iowa	2-2	t-21
19.	Charleston Southern	0-1	18
20.	North Carolina A&T	2-0	t-21
21.	Weber State	1-1	20
22.	Western Illinois	2-0	NR
23.	South Dakota	2-0	NR
24.	Tennessee State	2-0	24
25.	Grambling State	1-1	23

up of 13 outstanding historically black institutions across the Atlantic coastline.

- On June 8, 1980, the MEAC was classified as a Division I conference by the NCAA. Prior to that year, the conference operated as a Division II conference. The month after it achieved Division I status, the MEAC received an automatic qualification to the NCAA Division I Men's Basketball Championship.

High Five for Davis...

- Redshirt senior WR Jawill Davis registered a game-high 199 receiving yards in an away victory at Grambling State in 2015. That yardage placed him fifth all-time in the BCU record books for single game receiving yards.

BETHUNE-COOKMAN SINGLE GAME RECEIVING YARDS

1.	James Adderly vs. Norfolk State, 1998	226
2.	Leon Gonzalez vs. Georgia Southern, 1984	222
	Sebastian Brown vs. Howard, 1985	222
4.	Sebastian Brown vs. Morris Brown, 1984	215
5.	Jawill Davis at Grambling State, 2015	199
6.	James Adderly vs. South Carolina State, 1995	194
	Morris Nobles at Norfolk State, 1995	194
8.	Jeff Parker vs. Delaware State, 1990	192
9.	Tarion Hubburd vs. Virginia State, 1998	184
	Jeff Parker vs. North Carolina A&T, 1991	184

Non-Conference Success...

- Since 2000, Bethune-Cookman is 36-13 in regular season, out-of-conference contests, earning notable victories against the likes of Alabama State, FIU (2x), Southeastern Louisiana and Tennessee State, respectfully.
- Of the 13 losses in non-conference play, seven have come against teams from the Football Bowl Subdivision (FBS), including Florida State, Miami (4x), North Texas and UCF.

Where There's a JaWill, There's a Way...

- Wide receiver Jawill Davis extended his streak of games with at least one reception to 23 with a catch at Southeastern Louisiana. Davis has caught at least one pass since the start of the 2015 season at Miami (Fla.), in his hometown of Miami.

Sims City

- With nine (9) wins during his inaugural season at the helm of the Bethune-Cookman football program, head coach Terry Sims matched former head coach Wesley Moore with the second-most wins in a first season as head coach of the Maroon and Gold.
- Only head coaches Rudolph "Bunky" Matthews (1947) and Brian Jenkins (2010) had more wins, with each collecting 10 during their debut campaign. However, both of those seasons contained 12-game slates, as opposed to just 11 for Sims and Moore, respectfully.

30 Sacks, 30 Turnovers...

- The goal at the start of the season is for the Wildcats defense to make 30 sacks and force 30 turnovers. That would be a significant production hike from the two previous years of the current coaching regime that resulted in 13/17 in 2016 and 18/19 in 2015.
- North Carolina A&T and North Carolina Central were the only teams in the MEAC to achieve the 30/30 mark last year.

BCU'S FIRST OFFENSIVE PLAY OF THE SEASON (SINCE 2004)

Sept. 2, 2017	at 18/18 Miami (Fla.)	L, 41-13	Michael D. Jones 19-yard run
Sept. 10, 2016	at North Texas	L, 41-20	Jamaruz Thompkins 2-yard run
Sept. 5, 2015	at Miami (Fla.)	L, 45-0	Quentin Williams 2-yard run
Aug. 30, 2014	at FIU	W, 14-12	Anthony Jordan 3-yard run
Sept. 1, 2013	at Tennessee State	W, 12-9	6-yard pass (Brodrick Waters to Cary White)
Sept. 2, 2012	vs. Alabama State	W, 38-28	Incomplete pass (Jackie Wilson to Preston Cleckley)
Sept. 4, 2011	vs. Prairie View A&M	W, 63-14	Incomplete pass (Jamarr Robinson to Preston Cleckley)
Sept. 4, 2010	vs. Edward Waters	W, 70-10	47-yard pass (Matt Johnson to JeVaughn Reams)
Sept. 5, 2009	vs. Shaw	L, 20-6	Maurice Francois 7-yard run
Sept. 6, 2008	vs. Alabama State	W, 28-7	Pass incomplete (McKinson Souverain to Joe Singleton)
Sept. 1, 2007	vs. Jacksonville	W, 31-17	14-yard pass (Jimmie Russell to Paul Neufville)
Sept. 2, 2006	vs. Southern	L, 30-29	Jimmie Russell 5-yard run
Sept. 3, 2005	vs. Elizabeth City State	W, 34-7	Lawrence McCloud 11-yard run
Sept. 11, 2004	at Arkansas-Pine Bluff	W, 27-14	16-yard pass (Emmanuel Bacon to Jonathan Summers)

Last Year...

- BCU suffered its first losing season since 2009 during the 2016 campaign. The Cats finished the year (4-4 MEAC). Despite starting the year 0-4, the Cats turned things around with four consecutive victories near the end of the year, including a victory over in-state opponent Florida A&M in the annual *Florida Blue Florida Classic* at Camping World Stadium, extending their Cats school-record to six wins consecutively over their rivals from Tallahassee. In the four-game win streak, three of the games came away from Municipal Stadium.

Cats Place 10 on Preseason All-MEAC Team...

- Bethune-Cookman had a total of 10 student-athletes named to the 2017 Mid-Eastern Athletic Conference (MEAC) Preseason Team, announced Friday, July 28, at the MEAC Football Kickoff Luncheon in Norfolk, Virginia.
- WR **Frank Brown**, K **Uriel Hernandez**, DL **Kevin Thompson** and SS **Diquan Richardson** landed on the first team.
- Joining the Wildcats on the second team was QB **Larry Brihm Jr.**, LB **Trenton Bridges**, P **Uriel Hernandez** and RS **Frank Brown**.
- On the third team was WR **Jawill Davis** and OL **Phillip Norman**.

New to the Staff...

- Head Coach Terry Sims welcomed two new coaches to the staff during the spring.
- Allen Suber returned to Daytona Beach from Alabama State and is serving as the Offensive Coordinator and Quarterbacks coach. Suber, an All-MEAC performer under center for the Wildcats from 2000-03, was the 2002 MEAC Offensive Player of the Year, while helping the Wildcats to the 2002 MEAC title – the first of its kind for the Maroon and Gold since 1988.
- Greg Ruffin came to Daytona Beach after serving as head coach at Texas College. However, prior to his stint at Texas College, Ruffin was head coach for Paine College in the school's resurgence of football in 2013, after the program was dormant for more than 50 years. He served in that capacity for one season before the program was eventually suspended due to financial troubles at the college.

The Schedule...

- Bethune-Cookman's 2017 football schedule, with four home games at Municipal Stadium aka "The Cage", features five nationally-televised contests. The season begins with one of the toughest schedules in school history, already being dubbed "Murderer's Row". BCU will start the year with four consecutive road contests. The slate also sees a season-opener at Football Bowl Subdivision (FBS) opponent Miami (Fla.) for the second time in the Terry Sims era, before traveling to Southland Conference member Southeast Louisiana. The following weekend, BCU travels to its second FBS opponent of the year in the form of Florida Atlantic and their new head coach Lane Kiffin, before traveling to the Nation's Capital and beginning MEAC play at Howard and their new head coach Mike London. BCU finally comes home for consecutive games in league play when they welcome Savannah State and South Carolina State, respectively. After that, BCU travels to one of the MEAC title favorites North Carolina A&T, then returning home to face Hampton on Homecoming for the first time since 2014, and hosting Morgan State for Senior Day. The final two games of the year come against defending MEAC champion North Carolina Central and Florida A&M in the annual *Florida Blue Florida Classic* at Camping World Stadium in Orlando.

Conference Misses...

- Bethune-Cookman's two conference "misses" in 2017 are Delaware State and Morgan State. This marks the first of two seasons the Cats will miss the two northern foes, while Hampton and Howard return to the BCU schedule for the first time since 2014, respectively.

#Shutout...

- In the 45-0 loss at Miami (Fla.) to start the 2015 season, Bethune-Cookman was shutout for the first time since Nov. 11, 2006. In that contest, BCU was held scoreless at home against Howard by a count of 28-0.

MEDIA INFORMATION

COVERING THE WILDCATS

Interview requests for players and coaches after practice must be submitted by Noon the previous day. Member members wishing to write feature stories should submit feature story requests to **Bryan J. Harvey** (harveyb@cookman.edu) by 3 p.m. Sunday.

Harvey and the Bethune-Cookman Communications Staff will make every effort to schedule a separate time to accommodate those requests. Because of time constraints and academic/meeting obligations, media members may only request two (2) student-athletes and/or assistant coaches for post-practice interviews.

MEAC TELECONFERENCE

Bethune-Cookman head coach **Terry Sims** and the league's other 11 coaches will be featured on a weekly teleconference each Tuesday during the 2017 football season from 10 a.m. to 11:43 a.m., beginning Aug. 29, and concluding Nov. 28.

Each coach will have 10 minutes to make an opening statement and answer questions. There will be an audio file available of each teleconference on the Conference's official website (MEACsports.com) each Wednesday afternoon as well as a written transcript of the call.

Sims' schedule time is 10:23 a.m. to 10:33 a.m. ET each Tuesday. Media representatives wishing to participate in the teleconference should contact the MEAC Media Relations Office.

SCHEDULE OF COACHES:

10 a.m.	MEAC Notes
10:03 a.m.	Fred Farrier (Morgan State)
10:13 a.m.	Alex Wood (Florida A&M)
10:23 a.m.	Terry Sims (Bethune-Cookman)
10:33 a.m.	Kenny Carter (Delaware State)
10:43 a.m.	Mike London (Howard)
10:53 a.m.	Latrell Scott (Norfolk State)
11:03 a.m.	Connell Maynor (Hampton)
11:13 a.m.	Erik Raeburn (Savannah State)
11:23 a.m.	Buddy Pough (South Carolina State)
11:33 a.m.	Rod Broadway (North Carolina A&T)
11:43 a.m.	Jerry Mack (North Carolina Central)

BCU MEDIA EMAIL LIST

Releases Available via Email

Media members interested in receiving Bethune-Cookman football releases via email should send requests to **Bryan J. Harvey** (harveyb@cookman.edu).

Game Day Media Policies

Only working media will be admitted to the Municipal Stadium press box. Seats will be issued according to the following criteria:

- State newspapers by circulation, wire services, national publications, newspapers from opponent's area and student newspapers from BCU and opposing schools.
- Other daily newspapers, with preference to those that regularly cover BCU.
- Radio and TV personnel not broadcasting, but considering reporting.
- Non-daily newspapers, with preference to those which regularly cover Bethune-Cookman Football.
- Professional football scouts.
- Freelance and/or non-daily writers may be asked to produce copies of actual publications in which their work has appeared. In some cases, these materials will be required as verification of the writers' status.



2017 MEAC STANDINGS

	Conf.		Overall		Stk
	W	L	W	L	
Hampton	1	0	1	1	W1
North Carolina A&T	0	0	2	0	W2
Howard	0	0	1	1	L1
North Carolina Central	0	0	1	1	W1
Bethune-Cookman	0	0	1	1	W1
Florida A&M	0	0	1	1	L1
Delaware State	0	0	0	2	L13
Norfolk State	0	0	0	2	L2
South Carolina State	0	0	0	1	L1
Savannah State	0	0	0	1	L4
Morgan State	0	0	0	2	L2

Week 3 Schedule

Saturday, September 16

Delaware State at West Virginia, Noon

Howard at Richmond, Noon

Savannah State at Montana, 3 p.m.

Norfolk State at James Madison, 3:30 p.m.

Morgan State at Rutgers, 3:30 p.m.

North Carolina A&T at Charlotte, 6 p.m.

Johnson C. Smith at South Carolina State, 6 p.m.

Florida A&M vs. Tennessee State, 6 p.m. *(in Tampa, Fla.)*

Livingstone at Hampton, 6 p.m.

Bethune-Cookman at Florida Atlantic, 6:30 p.m.

All times Eastern Standard

2017 MEAC PRESEASON POLL

1.	North Carolina Central (13)	489
2.	North Carolina A&T (5)	447
3.	South Carolina State	388
4.	Bethune-Cookman	355
5.	Hampton (1)	298
6.	Florida A&M	239
7.	Norfolk State	192
8.	Morgan State	164
9.	Howard	121
10.	Savannah State	90
11.	Delaware State (1)	48

- Prior to the Miami (Fla.) game, the Wildcats had not been shutout on the road since suffering a 17-0 setback at Delaware State, that game also taking place in torrential rainfall, on Oct. 8, 2005.

B-CU SHUTOUTS SINCE 1990

9/5/15	at Miami (Fla.)	L, 45-0
11/11/06	Howard	L, 28-0
10/8/05	at Delaware State	L, 17-0
11/30/02	at #4 Georgia Southern	L, 34-0
11/8/97	#9 Hampton	L, 27-0
11/18/95	vs. Florida A&M	L, 43-0

BCU Football Weekly Media Press Conference...

- Bethune-Cookman hosts weekly media press conferences featuring head coach Terry Sims and selected Wildcats student-athletes. The press conference, which begins at 1 p.m., is held Wednesday throughout the football season at the Michael & Libby Johnson Center for Civic Engagement inside the Student-Athlete Advisory Committee (SAAC) Board Room.

Bethune-Cookman Dress Code...

- For the second consecutive season, the Wildcats are taking the field wearing fully integrated Nike uniforms, with a perfect partnership set forth by Nike, Inc. and Bethune-Cookman. Under head coach **Terry Sims**, the Wildcats will **NEVER** wear the same uniform combination in any week during the season. Here's a breakdown of this year's game-by-game combinations:

WK	Helmet	Jersey	Pants
1	Maroon (Wildcat)	White	Maroon
2	White	White	Gray

CatEye Radio Network...

- The CatEye Radio Network will have a new face joining the crew in 2017, as former play-by-play announcer with Jacksonville University, Nolan Alexander, joins the broadcast team in the same capacity. While Alexander calls the action, veteran analyst Larry Wesley will continue to provide expert commentary alongside Alexander from the booth. Terrance Gatling will once again be on the sideline for the Wildcats giving his view from the field.

Football Practices...

- The Bethune-Cookman football team conducts practices Tuesday through Friday during the regular season with Monday as the off day. Sunday's team walk-through is closed to the media, while Friday's practice requires at least a 48-hour notice for all interview requests, as practice is closed to the media.

Press Credentials...

- All media attending Bethune-Cookman Football home games must apply for and be issued press credentials. Requests for credentials should be made in advance by email and directed to Bryan J. Harvey, Assistant Athletic Director for Communications. Priority is given to daily newspapers, major magazines and electronic media in the geographic areas of the competing teams.

Find Us Socially...

- For all the latest information on Bethune-Cookman Wildcats Football, follow @BCUGridIron on Twitter. Fans and media can also follow the Wildcats on Instagram (@BCUathletics), Facebook (BCUathletics) and Snap Chat (BCUathletics). For the official BCU YouTube page, please follow the CatEye Network.

BCU FOOTBALL QUICK FACTS

UNIVERSITY INFORMATION

Location	Daytona Beach, Fla.
Enrollment	4,100
Founded	1904
Nickname	Wildcats
Colors	Maroon and Gold
Interim President	Judge Hubert L. Grimes
V.P. for Intercollegiate Athletics	Lynn W. Thompson
Conference	Mid-Eastern Athletic (MEAC)
Stadium / Capacity	Municipal Stadium / 9,601
Press Box Phone	386-671-8968/8973
Ticket Office Phone	386-481-2465

COACHING STAFF

Head Coach	Terry Sims
Record at BCU	14-9 (3rd season)
Career Record	Same
Defensive Coordinator	Charles "Yogi" Jones
Offensive Coordinator/QBs	Allen Suber
Special Teams Coordinator	Aashon Larkins
Running Game Coordinator/Offensive Line	Lawal McCray
Cornerbacks	Terry Williams
Defensive Line	Earl Lane
Tight Ends	Greg Ruffin
Running Backs	Carl Franks
Safeties	Darin Hayes
Wide Receivers	Will Glover

SUPPORT STAFF

Chief of Staff	Jeff Fagan
Director of Player Personnel	Jean Dessein
Quality Control (Offense)	Jordan Murphy
Quality Control (Defense)	Ty're Simmons
Defensive Analyst	Alexander Suber
Head Strength Coach	Corliss Fingers
Media & Video Coordinator	Darian McCaskill
Administrative Assistant to Head Coach	Lakiah Robinson
Head Football Athletic Trainer	Scott Armstrong
Equipment Manager	Michael Humphrey

COMMUNICATIONS (FOOTBALL)

Asst. AD for Communications	Bryan J. Harvey
Cell	757-268-4561
E-mail	harveyb@cookman.edu
Twitter	@SoBeeHarv
Director of New Media	Jasmine Alston
Cell	336-457-4947
E-mail	alstonj@cookman.edu
Twitter	@JasTHEECreative
Senior Writer/Historian	Dan Ryan
Cell	801-376-6883
E-mail	ryand@cookman.edu
Twitter	@DaytonaDan
Website	www.BCUathletics.com
Football Twitter	@BCUGridIron
Mailing Address	640 Dr. Mary McLeod Bethune Blvd. Office of Athletic Communications Daytona Beach, FL 32114

NOTES FROM THE OPPONENT: **FLORIDA ATLANTIC**

Tri-County Owls

- The 2017 roster includes 49 players that hail from the tri-county area (16 – Palm Beach, 18 – Broward and 15 – Miami/Dade). Comparatively, 16 players come from outside the state of Florida.

Not Too Late

- Sophomore Leighton McCarthy grabbed his first career interception versus Navy, and the sophomore defensive lineman rumbled for 15 yards of return.

Double Digits

- Azeez Al-Shaair has recorded double-digit tackles in the first two games of 2017 with 14 and 10, respectively. This is not a new for the Owl junior, in fact, it has become the norm. Al-Shaair has played in 26 games in his FAU career, and has had 10 or more tackles in 13 of those games. His career high is 16 versus Rice in 2015. The linebacker has recorded 10 or more in his last six games and in eight of his last nine games. Currently, he leads Conference USA in total tackles and is No. 7 nationally.

FAU QUICK HITS

- Head Coach Lane Kiffin
- Career Record: 35-23 (6th season)
- Record at FAU: 0-2 (1st season)
- 2017 Record: 0-2
- 2017 C-USA Record: 0-0
- 37 players on the FAU roster joined the team since the completion of the 2016 season...
- Placekicker Greg Joseph booted a 24-yard field goal versus Navy to put the Owls on the board for the first time in 2017. With the field goal, he tied the program's most career field goals with 43. He then broke the record with a program-long 54-yard field goal to break the record previously held by Mark Myers. He captured one more record in the FAU/Wisconsin game the following week, this time on PATs, connecting on his 103rd and 104th. He has attempted 105 in his three-year career. Last but not least, Joseph also holds the alltime points scored mark, capturing the points leader distinction versus Navy...

- Who's Next:** The Owls will travel from one of the country's most southern cities to Buffalo, one of the most northern cities, along the eastern coast. The two teams met in 2015 with the Owls falling 33-15...



2017 SCHEDULE

Sept. 1	Navy	L, 42-19
Sept. 9	at Wisconsin	L, 31-14
Sept. 16	Bethune-Cookman	6:30 p.m.
Sept. 23	at Buffalo	7 p.m.
Sept. 30	Middle Tennessee*	7 p.m.
Oct. 7	at Old Dominion*	6 p.m.
Oct. 21	North Texas*	TBA
Oct. 28	at Western Kentucky*	4:30 p.m.
Nov. 3	Marshall*	6 p.m.
Nov. 11	at Louisiana Tech*	3:30 p.m.
Nov. 18	FIU*	7 p.m.
Nov. 25	at Charlotte*	2 p.m.

* – denotes Conference USA game

2016 RESULTS

Sept. 3	Southern Illinois	W, 38-30
Sept. 10	at Miami (Fla.)	L, 38-10
Sept. 17	at Kansas State	L, 63-7
Sept. 24	Ball State	L, 31-27
Oct. 1	at FIU*	L, 33-31
Oct. 9	Charlotte*	L, 28-23
Oct. 15	at Marshall*	L, 27-21
Oct. 29	Western Kentucky*	L, 52-3
Nov. 5	at Rice*	W, 42-25
Nov. 12	UTEP*	W, 35-31
Nov. 19	Old Dominion*	L, 42-24
Nov. 26	at Middle Tennessee*	L, 77-56

* – denotes Conference USA game



2017 BETHUNE-COOKMAN DEPTH CHART • GAME 3 at Florida Atlantic

OFFENSE

QB	2	LARRY BRIHM, JR.	5-11, 209, R-Sr.
	10	Akevious Williams	6-2, 188, R-Soph.
RB	21	MICHAEL JONES	5-11, 197, R-Sr.
	8	Tupac Isme	5-11, 179, Soph.
WR	17	JAWILL DAVIS	5-11, 177, R-Sr.
	80	Jordan Rivers	6-2, 176, Soph.
WR	11	ANTHONY CRUZ	6-5, 210, Sr.
	15	Frank Brown	5-11, 185, R-Sr.
WR	6	KEAVON MITCHELL	5-9, 173, Jr.
	82	Jonathan Thomas	6-1, 188, Fr.
TE	86	JA-QUAN LUMAS	6-3, 230, R-Sr.
	83	Taron Mallard	6-6, 250, Jr.
LT	72	DAVID BRYANT	6-7, 336, R-Sr.
	63	Jamal Savage	606, 320, Soph.
LG	73	JOB BUISSEIRETH	6-4, 325, Sr.
	60	Marcel Anderson	6-5, 308, Sr.
C	56	CHRIS ADAMS	6-4, 300, Sr.
	69	L'Dre Barnes	6-3, 290, Soph.
RG	57	DWAYNE BROWN	6-3, 339, R-Jr.
	58	Montel Jordan	6-4, 304, R-Fr.
RT	71	PHILLIP NORMAN	6-4, 318, R-Jr.
	74	Nicholas Roos	6-7, 263, R-Soph.

DEFENSE

DE	55	TODNEY EVANS	6-2, 222, R-Jr.
	49	Delwaun Beard	6-3, 235, R-Sr.
DT	94	MALIK SLAUGHTER	6-3, 270, Sr.
	97	Willie Brannon	6-4, 280, Soph.
DT	90	JAMAL THOMAS	6-2, 295, Jr.
	98	Daniel Palmer	6-2, 250, Sr.
DE	95	DISHAWN RAY	6-4, 305, R-Jr.
	99	Kris Holt	6-6, 285, Fr.
OLB	16	ALEXANDER MORALES	5-10, 211, R-Jr.
	19	Marquis Hendrix	6-1, 230, Jr.
MLB	42	TRENTON BRIDGES	6-0, 234, R-Jr.
	33	Jacquae Peart	6-1, 240, Sr.
OLB	46	ATREYU FARRIOR	6-2, 232, R-Jr.
	32	Veion Robinson	6-1, 220, Sr.
CB	7	ELLIOTT MILLER	5-9, 148, Jr.
	26	Dajuan Jackson	5-11, 185, R-Fr.
FS	22	DIQUAN RICHARDSON	5-11, 167, Sr.
	18	Joseph Johnson	5-10, 170, R-Jr.
SS	35	TREVOR MERRITT	5-10, 185, Soph.
	25	Arthur Williams	6-3, 204, R-Sr.
CB	3	JAMAAL BURGESS	6-0, 186, Sr.
	24	Sam Marc	6-0, 170, R-Fr.

SPECIALISTS

PK	41	URIEL HERNANDEZ	5-4, 209, Jr.
	39	Javaunie Francis	6-2, 236, Jr.
KO	39	JAVAUNIE FRANCIS	6-2, 236, Jr.
	41	Uriel Hernandez	5-4, 209, Jr.
P	39	JAVAUNIE FRANCIS	6-2, 236, Jr.
	41	Uriel Hernandez	5-4, 209, Jr.
LS	64	KENDALL BATT	6-2, 235, Fr.
	56	Chris Adams	6-4, 300, Sr.
SS	64	KENDALL BATT	6-2, 235, Fr.
	56	Chris Adams	6-4, 300, Sr.
HO	11	ANTHONY CRUZ	6-5, 210, Sr.
	9	Jabari Dunham	6-3, 211, R-Jr.
PR	15	FRANK BROWN	5-11, 185, R-Sr.
	15	DeAndre Bozeman	5-10, 173, Sr.
KR	6	KEAVON MITCHELL	5-9, 173, Jr.
	30	Jamaruz Thompkins	5-11, 211, R-Sr.

START CHART

OFFENSE

Player	'14	'15	'16	'17	Streak	Career
Adams	-	-	-	2	2	2
Brihm	1	1	6	2	6	10
D. Brown	-	-	-	2	2	2
F. Brown	7	6	4	3	3	21
Bryant	-	-	5	2	3	7
Buissereth	-	-	10	2	12	12
Cruz	-	-	1	2	2	3
Ja. Davis	-	10	9	2	4	21
K. Davis	1	-	-	-	-	1
Funches	-	-	5	-	-	5
M. Jones	1	-	-	2	2	3
Lumas	1	3	6	1	-	11
Mitchell	-	8	9	2	11	19
Nelson	-	2	-	-	-	2
Norman	-	8	10	2	20	20
Rigby	-	-	8	-	-	8
Thompkins	-	-	1	-	-	1
Ak. Williams	-	-	3	-	-	3

START CHART

DEFENSE

Player	'14	'15	'16	'17	Streak	Career
Beard	-	3	6	-	-	9
Bozeman	-	-	1	-	-	1
Bridges	-	9	10	2	12	21
Burgess	-	-	8	1	-	9
Evans	-	8	7	2	3	17
Farrior	-	2	3	2	2	7
D. Jackson	-	-	-	1	1	1
J. Johnson	-	-	-	1	1	1
Mayo	-	-	3	-	-	3
Merritt	-	-	5	1	1	6
Miller	-	9	10	2	18	21
Morales	-	-	6	2	8	8
Palmer	-	-	5	-	-	5
Ray	-	-	7	2	7	9
Richardson	-	3	8	1	-	12
Slaughter	-	-	2	-	-	2
Ja. Thomas	-	10	1	2	3	13
K. Thompson	-	4	7	2	2	13
Ar. Williams	6	1	8	1	-	16
T. Williams	-	2	-	-	-	2

START CHART

SPECIAL TEAMS

Player	'14	'15	'16	'17	Streak	Career
Batt	-	-	-	2	2	2
Francis	-	7	7	1	-	15
Hernandez	-	10	10	2	22	22

PRONUNCIATION GUIDE

L'Dre Barnes	ELL-dray
Delwaun Beard	DELL-won
Jerry Beauchamp	BO-shamp
Job Buissereth	JOBE
	BOO-suh-RETH
Que'shaun Byrd	KWAY-sean Bird
Javon Camp-Villalovos	Juh-vaugn
	Camp VILL-uh-LOW-VOSE
Jabari Dunham	Juh-BAR-EE
	DONE-um
Atreyu Farrior	Uh-TREY-you
Javaunie Francis	Juh-VAUGHN-ee
Teaki Fuller	TEA-key
Teh'Ron Fuller	TAY-ron
Uriel Hernandez	YOUR-ee-ell
Tupac Isme	TWO-pac
	ISS-me
Dajuan Juackson	DUH-won
Jamauri Laguerre	Juh-MAR-ee
	Luh-GARE
Marquavious Linner	Mar-KWAY-VEE-us
Ja-Quan Lumas	Juh-KWAN
Deonte Mayo	DEE-on-TAY
	MAY-OH
Keavon Mitchell	KEY-vaugn
Alexander Morales	More-RAH-less
Marquavis Myers	Mar-KWAY-VUS
Kennedy Ndukwe	In-DUKE-way
Jacquae Peart	Jah-KWAY PEER-t
DiShawn Ray	DEE-sean
Prentiss Reid	PRINT-us
Diquan Richardson	DYE-klan
Veion Robinson	VEE-on
Nicholas Roos	REWS
Jamaruz Thompkins	Juh-MARE-us
Akevious Williams	Ah-KEY-VEE-us
LaDerrien Wilson	Luh-DAIRY-in



TERRY SIMS

**Head Coach, Third Season
Knoxville, 1994**

In just two seasons as the head ball coach of Bethune-Cookman University, Terry Sims has experienced very few things that his predecessors endured before him. Now entering his eighth year overall at the Daytona Beach based institution, it will be his third year at the helm of the Wildcats program.

His sophomore season of 2016 saw the Jesup, Georgia native face difficulties that not even he could imagine. Injuries plagued the Wildcats, while weather forced three games to either be delayed significantly, cancelled or moved to another date altogether. Sims saw a total of 16 starters out of the rotation – all through the first five games of the campaign.

Despite all of those setbacks, the Wildcats of Bethune-Cookman were able to bounce back to win four consecutive games down the stretch, including the Florida Blue Florida Classic contest in Orlando at newly-renovated Camping World Stadium. The win over rival Florida A&M was the sixth of its kind consecutively. BCU concluded the season with a 4-6 overall mark, but collected three of those wins away from Municipal Stadium for a 2-3 overall mark on the year – with one loss coming at FBS opponent North Texas.

Following the campaign, junior safety Diquan Richardson would be named to the All-MEAC First Team on the defensive side of the ball under the guise of Sims, while Kevin Thompson would be selected to the third team on defense. Frank Brown would be named to the second team on offense. And it was running back Jamaruz Thompkins on the third team for offense, rounding out four total Maroon and Gold student-athletes named to the postseason all-conference team.

In the winter of 2017, Sims and his staff signed one of the best classes in school history, including a number of star-ranked performers by various recruiting outlets nationally.

During his rookie season as a head coach in 2015, Sims continued the positive success enjoyed by Bethune-Cookman with the school's fourth consecutive MEAC title. He led the Wildcats to a 9-2 record in his first season and a 7-1 mark, including a share of the MEAC title.

Sims, 45, has been a part of BCU's unprecedented run of five conference titles in six years, joining the staff in spring of 2010. While 2015 marked his first year as head coach of the Wildcats, it was his sixth season overall with the program.

Terry Sims was introduced as the 15th head coach at Bethune-Cookman University on December 22, 2014. He took over the program after spending the previous five years as an assistant coach for the Wildcats.

Under his guise in 2015, Sims was named MEAC Coach of the Year after matching South Carolina State (1980-83) for the second-longest streak in MEAC history with the run of four MEAC crowns on the spin.

The Wildcats were victorious over in-state rival Florida A&M, 35-14 in Sims' debut at the helm in the annual *Florida Blue Florida Classic*, securing their stake in the conference title. BCU led the MEAC in several statistical categories, including scoring offense (31.4 avg/g), total offense (445.0 avg/g), rushing offense (191.8 yds/g), pass offense (253.2 avg/g), and pass efficiency (164.1 efficiency). The Wildcats also held top 10 positions statistically in the FCS in passing yards per completion (6th) and team passing efficiency (3rd). BCU entered the STATS FCS Top 25 poll in the final ranking of the season (25th), slowly climbing the FCS Coaches Poll to reach 21st nationally following the last game of the regular season against FAMU.

Sims had a total of 10 student-athletes named to the All-MEAC first-, second- and third team, respectfully. The list included quarterback Quentin Williams, receiver Jawill Davis, offensive lineman Dariusz Bladek, linebacker Robert Way and defensive back Marquis Drayton – all named first team selections.

The former Knoxville College student-athlete standout is recognized nationally by several collegiate and professional coaches as "a head coach that is just now getting his program", after being viewed as head coach material for quite some time – though continuing to serve as an assistant – prior to his announcement in winter of 2014. His football knowledge and defensive prowess is unparalleled, and viewed by many as second-to-none. Since his arrival in Daytona Beach back in 2010, the Wildcats defense has consistently ranked in the top 25 statistically in several categories.

In his five years prior to accepting the head coaching position with BCU, Sims served as assistant head coach. He oversaw a variety of the day-to-day duties of the BCU program, as well as working extensively with the safeties, and serving as special teams coordinator. He helped to coach a number of Mid-Eastern Athletic Conference (MEAC) all-league performers, in addition to 2013 All-America safety Nick Addison.

Before arriving in Daytona Beach, Sims spent four seasons in the Nation's Capital of Washington, D.C., serving as recruiting coordinator, special teams coordinator and defensive backs coach at Howard University. Prior to moving into the MEAC, Sims coached cornerbacks at the University of Louisiana at Lafayette for two seasons, working to improve passing coverage, and aiding the Ragin' Cajuns in attaining top-25 national pass defense rankings.

An experienced coach with ties to Texas and the Mid-Atlantic region, Sims previously served in the secondary at Prairie View A&M. While working with the Panthers, Sims coached the defensive backs, in addition to kick returners. He was also in charge of breaking down film and preparing opponent scouting reports. Additionally, he was active in the planning of recruiting weekends, organizing on-and-off campus recruiting, while serving the role of academic and compliance liaison.

Prior to joining the PVAMU staff in 2004, Sims was the defensive backs coach at Texas Southern University in Houston, also serving as the assistant head coach for three seasons and was recruiting and video coordinator.

During his four-year term with the Tigers, Sims coached some of the top defensive backs in the Southwestern Athletic Conference, including Santino Hall, who finished the 2001 season leading the conference in pass breakups with 20, and Oliver Celestine, who led TSU in interceptions and broke the school record for yards on an interception return. Both players went on to play professionally (Celestine: NY Jets, Hall: Saskatchewan Roughriders).

Before coaching at TSU, Sims worked with the running backs at Austin Peay for three seasons. He produced the 1997 Offensive MVP, Chris Black, and DeAunta McAfee, who tied the school touchdown record.

Sims began his coaching career as a student assistant in 1994, working with the linebackers at his alma mater, Knoxville College. His next stop was at the University of Louisville, where he assisted the defensive backs as a graduate assistant in 1995 and had the opportunity to work with Sam Madison, who set the school record for interceptions (16) and passes defended (44), going on to be a four-time Pro Bowl selection with the Miami Dolphins and tie the NFL interception record (21).

Sims is a 1994 graduate of Knoxville College, where he was a team captain as a defensive back on the gridiron, while also patrolling center field in baseball. He would go on to earn his Master's Degree from Louisville in 1997. Sims is married to Joyce. The couple has two children: daughter Sierra, and son Xavier.

SIMS FILE

PERSONAL

Hometown	Jesup, Ga.
Education	Knoxville, 1994 (B.S., Psychology) Louisville, 1997 (M.Ed., Education)
Family	wife Joyce; daughter Sierra; son Xavier

COACHING EXPERIENCE

1994	Linebackers (Student Assistant), Knoxville
1995-96	Defensive Backs (Graduate Assistant), Louisville
1997-99	Running Backs/Recruiting Coord., Austin Peay
2000	Defensive Backs/Recruiting Coord., Texas Southern
2001-03	Asst. Head Coach/Defensive Backs, Texas Southern
2004	Defensive Backs/Special Teams, Prairie View A&M
2005-06	Cornerbacks, UL-Lafayette
2006-09	DBs/Special Teams/Recruiting Coord., Howard
2006-09	DBs/Special Teams/Recruiting Coord., Howard
2010-14	Asst. HC/Safeties/Special Teams, Bethune-Cookman
2015-17	Head Coach, Bethune-Cookman

FCS PLAYOFF EXPERIENCE, COACH (3)

2010	Second Round vs. New Hampshire
2012	First Round vs. Coastal Carolina
2013	First Round at Coastal Carolina

PLAYING EXPERIENCE

1990-93	Knoxville
----------------	-----------

2017 GAME RECAPS

Game 1 • 18/18 Miami (Fla.) 41, Bethune-Cookman 13

September 2, 2017 • Hard Rock Stadium • Miami Gardens, Fla.

- Redshirt senior running back **Michael D. Jones** touched the end zone for the first time since 2015, returning to the lineup after sitting out the 2016 season with a medical hardship waiver.
- With his second quarter grab, senior receiver **Jawill Davis** extends his streak of games with a catch to 22 consecutive.
- Redshirt junior quarterback **Jabari Dunham** entered the game in the fourth quarter, as the Eustis, Florida native earned his first-ever action at quarterback for the Wildcats after transferring to BCU from UT-Martin in 2016.
- Bethune-Cookman's 3-0 lead in the first quarter marked the first time the Wildcats have led against a nationally-ranked FBS in school history. It also marked the third time in the series that BCU has led at some point against Miami, including 2011 and '12.

STATISTICS

SCORING	1	2	3	4	OT	F
Bethune-Cookman	3	3	7	0	—	13
Miami (Fla.)	3	21	14	3	—	41

SCORING SUMMARY

1st	7:25	BC	Hernandez 36 yd field goal
	3:19	UM	Badgley 27 yd field goal
2nd	13:31	UM	Walton 5 yd run (Badgley kick)
	8:31	UM	Cager 5 yd pass from Rosier (Badgley kick)
	5:34	UM	Langham 5 yd pass from Rosier (Badgley kick)
	0:53	BC	Hernandez 35 yd field goal
3rd	12:30	UM	Walton 6 yd run (Badgley kick)
	6:16	BC	M.D. Jones 1 yd run (Hernandez kick)
	1:08	UM	Berrios 22 yd pass from Rosier (Badgley kick)
4th	5:14	UM	Badgley 50 yd field goal

TEAM STATISTICS	BCU	UM
FIRST DOWNS	20	28
RUSHES-YARDS (NET)	30-121	34-317
PASSING YDS (NET)	229	233
Passes Att-Comp-Int	39-25-1	31-18-0
TOTAL OFFENSE PLAYS-YARDS	69-350	65-550
Fumble Returns-Yards	0-0	0-0
Punt Returns-Yards	0-0	1-12
Kickoff Returns-Yards	4-100	3-65
Interception Returns-Yards	0-0	1-24
Punts (Number-Avg)	5-39.8	2-49.0
Fumbles-Lost	1-1	1-0
Penalties-Yards	13-101	8-83
Possession Time	34:29	25:31
Third-Down Conversions	8 of 17	4 of 8
Fourth-Down Conversions	2 of 2	0 of 0
Red-Zone Scores-Chances	3-3	6-7
Sacks By: Number-Yards	0-0	1-6

INDIVIDUAL STATISTICS

RUSHING: BCU — Isme 7-47; M.D. Jones 12-43, 1 TD; Mitchell 2-18; Brihm 5-15.

UM — Walton 16-148, 2 TDs; Homer 11-103; Rosier 4-41; Gray 3-25.

PASSING: BCU — Brihm 22-35-1-212; Dunham 3-4-0-17.

UM — Rosier 17-28-0-217, 3 TDs; Evan Shirreffs 1-2-0-16.

RECEIVING: BCU — Jones 7-51; Ja. Davis 5-48; Mitchell 4-23; F. Brown 2-23; Lumas 2-14;

Thompkins 1-41; Thomas 1-19; Byrd 1-13; Isme 1-2.

UM — Langham 3-65, 1 TD; Cager 3-47, 1 TD; Berrios 3-35, 1 TD; Homer 2-25; Walton 2-8; Harley 1-18; Dallas 1-16; Irvin II 1-11.

INTERCEPTIONS: BCU — None. UM — Young 1-24.

FUMBLES: BCU — Weaver 1-1. UM — Rosier 1-0.

SACKS (UA-A): BCU — None. UM — Jackson 1-0.

TACKLES (UA-A): BCU — D. Richardson 7-6; James 3-1; Morales 2-2; Ar. Williams 2-2;

Burgess 3-0; Merritt 3-0; Ray 2-1; Ndukew 2-0; D. Jackson 2-0; Miller 1-1; Hendrix 1-1;

Evans 0-2. UM — Quarterman 6-2; Delaney 6-1; M. Jackson 4-0; Carter 4-0; Redwine 2-1;

De. Jackson 2-1; Pinckney 2-1; Ja. Johnson 1-2; Joe Jackson 1-2.

Game 2 • Bethune-Cookman 28, Southeastern La. 23

September 9, 2017 • Strawberry Stadium • Hammond, La.

- Senior receiver **Jawill Davis** extended his streak of consecutive games with a catch to 23 games in the first quarter.
- For the first time since the 2016 Florida Blue Florida Classic, Bethune-Cookman scored on its opening two possessions of the game resulting in touchdowns.
- Dating back to last year, Bethune-Cookman has now scored on its opening possession of the game in five of the last six games. **Anthony Cruz's** reception in the back of the end zone off a **Larry Brihm, Jr.** pass extended it to back-to-back games this season.
- For the second time in his three-years at the helm of the BCU program, **Terry Sims** collected a win in the Bayou State a week after falling to in-state opponent Miami (Fla.). In 2015, Sims registered his first collegiate head coaching win at Grambling State, a week after losing to FBS opponent Miami (Fla.) on the road.
- Redshirt senior quarterback **Larry Brihm, Jr.** was just short of a career-high in passing yards, accounting for 354 yards through the air in the win. However, he connected on a career-best 25 completions on 39 attempts and tallying a pair of passing touchdowns.

STATISTICS

SCORING	1	2	3	4	OT	F
Bethune-Cookman	14	0	0	14	—	28
Southeastern La.	3	6	7	7	—	23

SCORING SUMMARY

1st	10:48	BC	Cruz 11 yd pass from Brihm (Hernandez kick)
	6:43	SL	Burkhard 32 yd field goal
	1:32	BC	M.D. Jones 4 yd run (Hernandez kick)
2nd	14:32	SL	Burkhard 26 yd field goal
	6:14	SL	Burkhard 33 yd field goal
3rd	12:42	SL	Bethea 7 yd run (Burkhard kick)
4th	11:00	BC	Ja. Davis 2 yd pass from Brihm (Hernandez kick)
	10:36	SL	Petit-Frere 92 yd kickoff return (Burkhard kick)
	6:04	BC	Brihm 1 yd run (Hernandez kick)

TEAM STATISTICS	BCU	SLU
FIRST DOWNS	22	14
RUSHES-YARDS (NET)	38-128	35-198
PASSING YDS (NET)	354	93
Passes Att-Comp-Int	39-25-1	24-11-3
TOTAL OFFENSE PLAYS-YARDS	77-482	59-291
Fumble Returns-Yards	0-0	0-0
Punt Returns-Yards	3-21	2-3
Kickoff Returns-Yards	5-100	5-159
Interception Returns-Yards	3-6	1-0
Punts (Number-Avg)	4-35.8	4-41.2
Fumbles-Lost	3-2	1-0
Penalties-Yards	14-132	10-85
Possession Time	33:36	26:24
Third-Down Conversions	4 of 13	4 of 12
Fourth-Down Conversions	1 of 1	0 of 1
Red-Zone Scores-Chances	4-4	4-4
Sacks By: Number-Yards	0-0	1-9

INDIVIDUAL STATISTICS

RUSHING: BCU — M.D. Jones 17-95, 1 TD; Brihm 12-25, 1 TD; Thompkins 6-11; Isme 1-0;

Mitchell 1-minus 1. SLU — Isom 5-86; Bethea 16-68, 1 TD; Maracalin 6-22; D. Johnson 4-16; Conner 1-3; Mitchell 1-2; M. Thomas 2-1.

PASSING: BCU — Brihm, Jr. 25-39-1-354, 2 TDs.

SLU — Isom 11-23-3-93; M. Thomas 0-1-0-0.

RECEIVING: BCU — Ja. Davis 7-138, 1 TD; Mitchell 6-125; M.D. Jones 4-27; F. Brown 3-25;

Byrd 2-13; Lumas 1-15; Cruz 1-11, 1 TD; Thompkins 1-0.

SLU — Dickey 6-58; Price 1-8; N. Jackson 1-7; Conner 1-7; Maracalin 1-7; A. Mitchell 1-6.

INTERCEPTIONS: BCU — Merritt 1-6; D. Richardson 1-0; Miller 1-0. SLU — Ellison 1-0.

FUMBLES: BCU — Brihm 3-2. SLU — Isom 1-0.

SACKS (UA-A): BCU — None. SLU — Teuhema 1-0.

TACKLES (UA-A): BCU — Morales 5-4; Gilbert 2-5; Ray 2-3; D. Richardson 2-2; Atreyu Farrior

1-3; Ja. Thomas 0-4; Bridges 0-4; Miller 2-1; Ndukew 1-2; Merritt 1-2; Beard 0-3;

Da. Jackson 2-0; Mayo 2-0; Curry 1-1; Thompson 1-1; Evans 1-1.

SLU — Lyons 7-10; Teuhema 5-6; Williams 4-5; Spight 6-2; Jiannoni 4-2; Sigers 4-2;

Sexton 2-3; Ellison 3-1; Mosley 2-0; Miller 1-1; Craig 1-1; Cherry 1-1; Vaughn 0-2;

Rutledge 0-2.



2017 STATISTICS (OVERALL: 1-1, MEAC: 0-0, HOME: 0-0, AWAY: 1-1, NETRAL: 0-0)

RESULTS

1-1 (0-0 MEAC)						
DATE	BC	OPP	OPPONENT	W/L	SCORE	ATT
Sept. 2	—	18	at Miami (Fla.)	L	41-13	50,454
Sept. 9	—	—	at Southeastern Louisiana	W	28-23	6,321
Sept. 16	RV	—	at Florida Atlantic			
Sept. 23	—	—	• at Howard			
Sept. 30	—	—	• Savannah State			
Oct. 14	—	—	• South Carolina State			
Oct. 21	—	—	• at North Carolina A&T			
Oct. 28	—	—	• Hampton			
Nov. 4	—	—	• Morgan State			
Nov. 11	—	—	• at North Carolina Central			
Nov. 18	—	—	• vs. Florida A&M			

TEAM STATISTICS

	BCU	OPP
SCORING	41	64
Points Per Game	20.5	32.0
Points Off Turnovers	0	10
FIRST DOWNS	42	42
Rushing	16	22
Passing	21	17
Penalty	5	3
RUSHING YARDAGE	249	515
Yards gained rushing	316	522
Yards lost rushing	67	7
Rushing Attempts	68	69
Average Per Rush	3.7	7.5
Average Per Game	124.5	257.5
TDs Rushing	3	3
PASSING YARDAGE	583	326
Comp-Att-Int	50-78-2	29-55-3
Average Per Pass	7.5	5.9
Average Per Catch	11.7	11.2
Average Per Game	291.5	163.0
TDs Passing	2	3
TOTAL OFFENSE	832	841
Total Plays	146	124
Average Per Play	5.7	6.8
Average Per Game	416.0	420.5
KICK RETURNS: #-Yards	9-200	8-224
PUNT RETURNS: #-Yards	3-21	3-15
INT RETURNS: #-Yards	3-6	2-24
KICK RETURN AVERAGE	22.2	28.0
PUNT RETURN AVERAGE	7.0	5.0
INT RETURN AVERAGE	2.0	12.0
FUMBLES-LOST	4-3	2-0
PENALTIES-Yards	27-233	18-168
Average Per Game	116.5	84.0
PUNTS-Yards	9-342	6-263
Average Per Punt	38.0	43.8
Net punt average	36.3	40.3
TIME OF POSSESSION/Game	34:03	25:58
3RD-DOWN Conversions	12/30	8/20
3rd-Down Pct	40%	40%
4TH-DOWN Conversions	3/3	0/1
4th-Down Pct	100%	0%
SACKS BY-Yards	0-0	2-15
MISC YARDS	0	0
TOUCHDOWNS SCORED	5	7
FIELD GOALS-ATTEMPTS	2-3	5-5
ON-SIDE KICKS	0-0	0-0
RED-ZONE SCORES	(7-7) 100%	(10-11) 91%
RED-ZONE TOUCHDOWNS	(5-7) 71%	(5-11) 45%
PAT-ATTEMPTS	(5-5) 100%	(7-7) 100%
ATTENDANCE	0	56775
Games/Avg Per Game	0/0	2/28388
Neutral Site Games		0/0

SCORE BY QUARTERS	1Q	2Q	3Q	4Q	OT	Total
Bethune-Cookman	17	3	7	14	0	41
Opponents	6	27	21	10	0	64

RUSHING

	G	ATT	GAIN	LOSS	NET	AVG	TD	LG	YPG
Michael D. Jones	2	29	149	11	138	4.8	2	25	69.0
Tupac Isme	2	8	48	1	47	5.9	0	23	23.5
Larry Brihm, Jr.	2	17	77	37	40	2.4	1	20	20.0
Keavon Mitchell	2	3	18	1	17	5.7	0	9	8.5
Jamaruz Thompkins	2	9	24	14	10	1.1	0	10	5.0
Frank Brown	2	1	0	1	-1	-1.0	0	0	-0.5
TEAM	1	1	0	2	-2	-2.0	0	0	-2.0
TOTAL	2	68	316	67	249	3.7	3	25	124.5
OPPONENTS	2	69	522	7	515	7.5	3	47	257.5

PASSING

	G	EFF	C-A-I	PCT	YDS	TD	LG	AVG/G
Larry Brihm, Jr.	2	131.28	47-74-2	63.5	566	2	47	283.0
Jabari Dunham	1	110.70	3-4-0	75.0	17	0	19	17.0
TOTAL	2	130.22	50-78-2	64.1	583	2	47	291.5
OPPONENTS	2	109.61	29-55-3	52.7	326	3	46	163.0

RECEIVING

	G	NO	YDS	AVG	TD	LG	AVG/G
Jawill Davis	2	12	186	15.5	1	38	93.0
Michael D. Jones	2	11	78	7.1	0	21	39.0
Keavon Mitchell	2	10	148	14.8	0	47	74.0
Frank Brown	2	5	48	9.6	0	12	24.0
Ja-Quan Lumas	2	3	29	9.7	0	15	14.5
Que'shaun Byrd	2	3	26	8.7	0	13	13.0
Jamaruz Thompkins	2	2	41	20.5	0	41	20.5
Jonathon Thomas	2	1	19	19.0	0	19	9.5
Anthony Cruz	2	1	11	11.0	1	11	5.5
Tupac Isme	2	1	2	2.0	0	2	1.0
Demetrius Weaver	2	1	-5	-5.0	0	0	-2.5
TOTAL	2	50	583	11.7	2	47	291.5
OPPONENTS	2	29	326	11.2	3	46	163.0

TOTAL OFFENSE

	G	PLAYS	RUSH	PASS	TOTAL	AVG/G
Larry Brihm, Jr.	2	91	40	566	606	303.0
Michael D. Jones	2	29	138	0	138	69.0
Tupac Isme	2	8	47	0	47	23.5
Jabari Dunham	1	4	0	17	17	17.0
Keavon Mitchell	2	3	17	0	17	8.5
Jamaruz Thompkins	2	9	10	0	10	5.0
Frank Brown	2	1	-1	0	-1	-0.5
TEAM	1	1	-2	0	-2	-2.0
TOTAL	2	146	249	583	832	416.0
OPPONENTS	2	124	515	326	841	420.5

2017 STATISTICS (OVERALL: 1-1, MEAC: 0-0, HOME: 0-0, AWAY: 1-1, NEUTRAL: 0-0)

SCORING

	TD	FGs	PAT	RUSH	RCV	PASS	DXP	SAF	PTS
Michael D. Jones	2	0-0	0-0	0-0	0	0-0	0	0	12
Uriel Hernandez	0	2-3	5-5	0-0	0	0-0	0	0	11
Jawill Davis	1	0-0	0-0	0-0	0	0-0	0	0	6
Anthony Cruz	1	0-0	0-0	0-0	0	0-0	0	0	6
Larry Brihm, Jr.	1	0-0	0-0	0-0	0	0-0	0	0	6
TOTAL	5	2-3	5-5	0-0	0	0-0	0	0	41
OPPONENTS	7	5-5	7-7	0-0	0	0-0	0	0	64

PUNT RETURNS

	NO	YDS	AVG	TD	LG
Frank Brown	3	21	7.0	0	9
TOTAL	3	21	7.0	0	9
OPPONENTS	3	15	5.0	0	12

KICK RETURNS

	NO	YDS	AVG	TD	LG
Keavon Mitchell	7	157	22.4	0	27
Que'shaun Byrd	2	43	21.5	0	26
TOTAL	9	200	22.2	0	27
OPPONENTS	8	224	28.0	1	92

INTERCEPTIONS

	NO	YDS	AVG	TD	LG
Elliott Miller	1	0	0.0	0	0
Trevor Merritt	1	6	6.0	0	6
Diquan Richardson	1	0	0.0	0	0
TOTAL	3	6	2.0	0	6
OPPONENTS	2	24	12.0	0	24

FUMBLE RETURNS

	NO	YDS	AVG	TD	LG
TOTAL	0	0	0.0	0	0
OPPONENTS	0	0	0.0	0	0

ALL-PURPOSE YARDS

	G	RUSH	REC	PR	KR	IR	TOT	AVG/G
Keavon Mitchell	2	17	148	0	157	0	322	161.0
Michael D. Jones	2	138	78	0	0	0	216	108.0
Jawill Davis	2	0	186	0	0	0	186	93.0
Que'shaun Byrd	2	0	26	0	43	0	69	34.5
Frank Brown	2	-1	48	21	0	0	68	34.0
Jamaruz Thompkins	2	10	41	0	0	0	51	25.5
Tupac Isme	2	47	2	0	0	0	49	24.5
Larry Brihm, Jr.	2	40	0	0	0	0	40	20.0
Ja-Quan Lumas	2	0	29	0	0	0	29	14.5
Jonathon Thomas	2	0	19	0	0	0	19	9.5
Anthony Cruz	2	0	11	0	0	0	11	5.5
Trevor Merritt	2	0	0	0	0	6	6	3.0
TEAM	1	-2	0	0	0	0	-2	-2.0
Demetrius Weaver	2	0	-5	0	0	0	-5	-2.5
TOTAL	2	249	583	21	200	6	1059	529.5
OPPONENTS	2	515	326	15	224	24	1104	552.0

PUNTING

	NO	YDS	AVG	LG	TB	FC	I20	50+	BLK
Javaunie Francis	7	293	41.9	61	0	2	2	2	0
Uriel Hernandez	2	49	24.5	25	0	0	1	0	0
TOTAL	9	342	38.0	61	0	2	3	2	0
OPPONENTS	6	263	43.8	51	0	1	2	2	0

FIELD GOALS

	FG	PCT	0-19	20-29	30-39	40-49	50-99	LG	BLK
Uriel Hernandez	2-3	66.7	0-0	0-0	2-3	0-0	0-0	36	1

FIELD GOAL SEQUENCE

	BCU	OPPONENTS
Miami (Fla.)	(36),(35)	(27),(50)
Southeastern Louisiana	39	(32),(26),(33)

Numbers in parentheses indicate field goal was made.

KICKOFFS

	NO	YDS	AVG	LG	OB	RET	NET	YDLN
Uriel Hernandez	6	335	55.8	0	0			
Javaunie Francis	3	154	51.3	0	1			
TOTAL	9	489	54.3	0	1	224	29.4	35
OPPONENTS	14	882	63.0	4	1	200	41.6	23

2017 STATISTICS (OVERALL: 1-1, MEAC: 0-0, HOME: 0-0, AWAY: 1-1, NEUTRAL: 0-0)

DEFENSIVE STATISTICS

	GP	UA	AT	TT	TFL-YDS	SACK-YDS	INT-YDS	PBU	QBH	FR-YDS	FF	BLK	SAF
Diquan Richardson	2-1	9	8	17	.	.	1-0
Alexander Morales	2-2	7	6	13
Uriah Gilbert	2-0	3	5	8	1.0-1
DiShawn Ray	2-2	4	4	8	1.0-1
Trevor Merritt	2-1	4	2	6	1.0-2	.	1-6
Devin James	2-0	4	1	5	1	.	.
Kennedy Ndukew	2-0	3	2	5	0.5-0
Atreyu Farrior	2-2	1	4	5	0.5-0
Elliott Miller	2-2	3	2	5	.	.	1-0	1
Jamal Thomas	2-2	1	4	5
Dajuan Jackson	2-1	4	.	4	1.0-2
Jamaal Burgess	2-1	4	.	4
Trenton Bridges	2-2	.	4	4
Arthur Williams	1-1	2	2	4
Todney Evans	2-2	1	3	4	1.0-1
Deonte Mayo	2-0	3	.	3
Delwaun Beard	2-0	.	3	3	0.5-1	.	.	1
Kevin Thompson	2-2	2	1	3
Jacquae Peart	2-0	1	1	2
Dwayne Brown	2-2	1	1	2
Tyre Curry	2-0	1	1	2
Marquis Hendrix	2-0	1	1	2	.	.	.	1
Jamauri Laguerre	2-0	1	.	1
Marques Ford	2-0	.	1	1	0.5-1	.	.	.	1
Daniel Palmer	1-0	1	.	1
Gerome Howard	2-0	.	1	1
Justice Hunt	2-0	.	1	1
Malik Slaughter	1-0	.	1	1
Torian Williams	1-0	1	.	1
DeAndre Bozeman	2-0	1	.	1
Davonte Lawrence	2-0	1	.	1
Sam Marc	2-0	.	1	1
Joseph Johnson	2-1	1	.	1
Shakur Nesmith	2-0	1	.	1
TOTAL	2-0	66	60	126	7-9	0-0	3-6	3	1	.	1	.	.
OPPONENTS	2-0	86	60	146	15.0-50	2-15	2-24	8	6	3-0	4	1	.

2017 STATISTICS (OVERALL: 1-1, MEAC: 0-0, HOME: 0-0, AWAY: 1-1, NEUTRAL: 0-0)

GAME-BY-GAME TEAM STATISTICS

GAME	FINAL	QUARTERS				1ST DOWNS		RUSHING		PASSING			TOT OFF		PUNTS		PENALTY		3RD	4TH	RED	SACKS	FIELD	POSSESSION TIME				
	SCORE	1	2	3	4	OT	R-P-PE	TOT	NO-YDS-TD	C-A-I	YDS	TD	ATT-YDS	NO-AVG	F-FL	NO-YDS	DNS	DNS	ZONE	NO-YDS	GOALS		1	2	3	4	TOT	
Bethune-Cookman	13	3	3	7	0		8-10-2	20	30-121-1	25-39-1	229	0	69-350	5-39.8	1-1	13-101	8-17	2-2	3-3	0-0	2-2	9:39	7:34	8:52	8:24	34:29		
at Miami (Fla.)	41	3	21	14	3		15-11-2	28	34-317-2	18-31-0	233	3	65-550	2-49.0	1-0	8-83	4-8	0-0	6-7	1-6	2-2	5:21	7:26	6:08	6:36	25:31		
Bethune-Cookman	28	14	0	0	14		8-11-3	22	38-128-2	25-39-1	354	2	77-482	4-35.8	3-2	14-132	4-13	1-1	4-4	0-0	0-1	7:23	7:15	10:11	8:47	33:36		
at Southeastern La.	23	3	6	7	7		7-6-1	14	35-198-1	11-24-3	93	0	59-291	4-41.2	1-0	10-85	4-12	0-1	4-4	1-9	3-3	7:37	7:45	4:49	6:13	26:24		
Bethune-Cookman																												
at Florida Atlantic																												
Bethune-Cookman																												
at Howard																												
Bethune-Cookman																												
Savannah State																												
Bethune-Cookman																												
South Carolina State																												
Bethune-Cookman																												
at North Carolina A&T																												
Bethune-Cookman																												
Hampton																												
Bethune-Cookman																												
Morgan State																												
Bethune-Cookman																												
at North Carolina Central																												
Bethune-Cookman																												
vs. Florida A&M																												

GAME-BY-GAME OFFENSIVE STARTERS

	LT	LG	C	RG	RT	QB	RB	WR	WR	WR	WR
at Miami (Fla.)	Bryant	Buissereth	Adams	D. Brown	Norman	Brihm	M. Jones	Cruz	K. Davis	Mitchell	Lumas (TE)
at Southeastern La.	Bryant	Buissereth	Adams	D. Brown	Norman	Brihm	M. Jones	Cruz	Ja. Davis	Mitchell	F. Brown
at Florida Atlantic											
at Howard											
Savannah State											
South Carolina State											
at North Carolina A&T											
Hampton											
Morgan State											
at North Carolina Central											
vs. Florida A&M											

GAME-BY-GAME DEFENSIVE STARTERS

	DE	DT	DT	DE	OLB	MLB	OLB	CB	S	S	CB
at Miami (Fla.)	Evans	Thompson	Ja. Thomas	Ray	Morales	Bridges	Farrior	Miller	D. Richardson	Ar. Williams	Burgess
at Southeastern La.	Evans	Ray	Ja. Thomas	Thompson	Morales	Bridges	Farrior	Miller	Merritt	J. Johnson	Da. Jackson
at Florida Atlantic											
at Howard											
Savannah State											
South Carolina State											
at North Carolina A&T											
Hampton											
Morgan State											
at North Carolina Central											
vs. Florida A&M											



2017 STATISTICS (OVERALL: 1-1, MEAC: 0-0, HOME: 0-0, AWAY: 1-1, NEUTRAL: 0-0)

GAME-BY-GAME PASSING

COLLYN ANDERSON	COMP	ATT	INT	PCT	YDS	TD	LG	SACKS	EFF	LARRY BRIHM, JR.	COMP	ATT	INT	PCT	YDS	TD	LG	SACKS	EFF
at Miami (Fla.)	DNP									at Miami (Fla.)	22	35	1	62.9	212	0	41	1-6	108.02
at Southeastern Louisiana	DNP									at Southeastern Louisiana	25	39	1	64.1	354	2	47	1-9	152.14
at Florida Atlantic										at Florida Atlantic									
at Howard										at Howard									
Savannah State										Savannah State									
South Carolina State										South Carolina State									
at North Carolina A&T										at North Carolina A&T									
Hampton										Hampton									
Morgan State										Morgan State									
at North Carolina Central										at North Carolina Central									
vs. Florida A&M										vs. Florida A&M									
JABARI DUNHAM	COMP	ATT	INT	PCT	YDS	TD	LG	SACKS	EFF	AKEVIOUS WILLIAMS	COMP	ATT	INT	PCT	YDS	TD	LG	SACKS	EFF
at Miami (Fla.)	3	4	0	75.0	17	0	19	0-0	110.70	at Miami (Fla.)	DNP								
at Southeastern Louisiana	DNP									at Southeastern Louisiana	DNP								
at Florida Atlantic										at Florida Atlantic									
at Howard										at Howard									
Savannah State										Savannah State									
South Carolina State										South Carolina State									
at North Carolina A&T										at North Carolina A&T									
Hampton										Hampton									
Morgan State										Morgan State									
at North Carolina Central										at North Carolina Central									
vs. Florida A&M										vs. Florida A&M									

GAME-BY-GAME RUSHING (No.-Yards-TDs)

	NO-YDS-TD	MIA	SLU	FAU	HOW	SSU	SCSU	NCAT	HAM	MSU	NCCU	FAMU
Michael D. Jones	29-138-2	12-43-1	17-95-1									
Tupac Isme	8-47-0	7-47-0	1-0-0									
Larry Brihm	17-40-1	5-15-0	12-25-1									
Keavon Mitchell	3-17-0	2-18-0	1-(-1)-0									
Jamaruz Thompson	9-10-0	3-(-1)-0	6-11-0									
Frank Brown	1-(-1)-0	1-(-1)-0	-									
TEAM	1-(-2)-0	DNP	1-(-2)-0									

GAME-BY-GAME RECEIVING (No.-Yards-TDs)

	NO-YDS-TD	MIA	SLU	FAU	HOW	SSU	SCSU	NCAT	HAM	MSU	NCCU	FAMU
Jawill Davis	12-186-1	5-48-0	7-138-1									
Keavon Mitchell	10-148-0	4-23-0	6-125-0									
Michael D. Jones	11-78-0	7-51-0	4-27-0									
Frank Brown	5-48-0	2-23-0	3-25-0									
Jamaruz Thompson	2-41-0	1-41-0	1-0-0									
Ja-Quan Lumas	3-29-0	2-14-0	1-15-0									
Que'shaun Byrd	3-26-0	1-13-0	2-13-0									
Jonathon Thomas	1-19-0	1-19-0	-									
Anthony Cruz	1-11-1	-	1-11-1									
Tupac Isme	1-2-0	1-2-0	-									
Demetrius Weaver	1-(-5)-0	1-(-5)-0	-									

GAME-BY-GAME PUNTING

JAVAUNIE FRANCIS	NO	YDS	AVG	LG	I20	TB	50+	60+
at Miami (Fla.)	5	199	39.8	61	1	0	1	1
at Southeastern Louisiana	2	94	47.0	50	1	0	1	0
at Florida Atlantic								
at Howard								
Savannah State								
South Carolina State								
at North Carolina A&T								
Hampton								
Morgan State								
at North Carolina Central								
vs. Florida A&M								

GAME-BY-GAME KICKING

JAVAUNIE FRANCIS	NO	YDS	AVG	TB	OB
at Miami (Fla.)	3	154	51.3	0	1
at Southeastern Louisiana	0	0	0.0	0	0
at Florida Atlantic					
at Howard					
Savannah State					
South Carolina State					
at North Carolina A&T					
Hampton					
Morgan State					
at North Carolina Central					
vs. Florida A&M					

URIEL HERNANDEZ	NO	YDS	AVG	LG	I20	TB	50+	60+
at Miami (Fla.)	-	-	-	-	-	-	-	-
at Southeast Louisiana	2	49	24.5	25	1	0	0	0
at Florida Atlantic								
at Howard								
Savannah State								
South Carolina State								
at North Carolina A&T								
Hampton								
Morgan State								
at North Carolina Central								
vs. Florida A&M								

URIEL HERNANDEZ	PAT	ATT	PCT	FG	FGA	PCT	LG	PTS
at Miami (Fla.)	1	1	1.000	2	2	1.000	36	7
at Southeast Louisiana	4	4	1.000	0	1	.000	-	4
at Florida Atlantic								
at Howard								
Savannah State								
South Carolina State								
at North Carolina A&T								
Hampton								
Morgan State								
at North Carolina Central								
vs. Florida A&M								



2017 STATISTICS (OVERALL: 1-1, MEAC: 0-0, HOME: 0-0, AWAY: 1-1, NEUTRAL: 0-0)

GAME-BY-GAME TACKLES (UT-AT-TT)

	UT-AT-TT	MIA	SLU	FAU	HOW	SSU	SCSU	NCAT	HAM	MSU	NCCU	FAMU
DiQuan Richardson	9-8-17	7-6	2-2									
Alexander Morales	7-6-13	2-2	5-4									
DiShawn Ray	4-4-8	2-1	2-3									
Uriah Gilbert	3-5-8	1-0	2-5									
Trevor Merritt	4-2-6	3-0	1-2									
Elliott Miller	3-2-5	1-1	2-1									
Atreyu Farrior	1-4-5	0-1	1-3									
Jamal Thomas	1-4-5	1-0	0-4									
Devin James	4-1-5	3-1	1-0									
Kennedy Ndukew	3-2-5	2-0	1-2									
Jamaal Burgess	4-0-4	3-0	1-0									
Trenton Bridges	0-4-4	-	0-4									
Todney Evans	1-3-4	0-2	1-1									
Arthur Williams	2-2-4	2-2	DNP									
Dajuan Jackson	4-0-4	2-0	2-0									
Kevin Thompson	2-1-3	1-0	1-1									
Delwaun Beard	0-3-3	-	0-3									
Deonte Mayo	3-0-3	1-0	2-0									
Jacquae Peart	1-1-2	1-0	0-1									
Dwayne Brown	1-1-2	1-0	0-1									
Tyre Curry	1-1-2	-	1-1									
Marquis Hendrix	1-1-2	1-1	-									
DeAndre Bozeman	1-0-1	1-0	-									
Sam Marc	0-1-1	-	0-1									
Jamauri Laguerre	1-0-1	-	1-0									
Joseph Johnson	1-0-1	1-0	-									
Shakur Nesmith	1-0-1	-	1-0									
Davonte Lawrence	1-0-1	1-0	-									
Malik Slaughter	0-1-1	0-1	DNP									
Torian Williams	1-0-1	1-0	DNP									
Gerome Howard	0-1-1	0-1	-									
Justice Hunt	0-1-1	0-1	-									
Daniel Palmer	1-0-1	1-0	DNP									
Marques Ford	0-1-1	-	0-1									

GAME-BY-GAME TACKLES FOR LOSS (TFL-YDS)

	TFL-YDS	MIA	SLU	FAU	HOW	SSU	SCSU	NCAT	HAM	MSU	NCCU	FAMU
DiShawn Ray	1-0-1	-	1-0-1									
Trevor Merritt	1-0-2	1-0-2	-									
Todney Evans	1-0-1	-	1-0-1									
Uriah Gilbert	1-0-1	-	1-0-1									
Dajuan Jackson	1-0-2	1-0-2	-									
Atreyu Farrior	0-5-0	-	0-5-0									
Marques Ford	0-5-1	-	0-5-1									
Delwaun Beard	0-5-1	-	0-5-1									
Kennedy Ndukew	0-5-0	-	0-5-0									

GAME-BY-GAME SACKS (SACKS-YDS)

	SACKS-YDS	MIA	SLU	FAU	HOW	SSU	SCSU	NCAT	HAM	MSU	NCCU	FAMU
None												

2017 STATISTICS (OVERALL: 1-1, MEAC: 0-0, HOME: 0-0, AWAY: 1-1, NEUTRAL: 0-0)

SCORING DRIVES

OPPONENT	PLAYS	YDS	DRIVE TIME	QTR/ CLOCK	DRIVE START	PLAY
at Miami (Fla.)	12	54	7:35	1st/7:25	BC19	Hernandez 36 field goal
at Miami (Fla.)	14	59	4:41	2nd/0:53	BC18	Hernandez 35 field goal
at Miami (Fla.)	11	75	6:14	3rd/6:16	BC25	M.D. Jones 1 run
at Southeastern La.	8	78	2:07	1st/10:48	BC22	Cruz 11 pass from Brihm
at Southeastern La.	9	88	5:06	1st/1:32	BC12	M.D. Jones 4 run
at Southeastern La.	5	43	1:38	4th/11:00	SL43	Ja. Davis 2 pass from Brihm
at Southeastern La.	11	72	4:34	4th/6:04	BC28	Brihm 1 run
AVERAGE DRIVE	10.0	67.0	4:33			

LONG PLAYS (25-plus yards from scrimmage)

YDS	PLAY	OPPONENT (QTR)
47	Keavon Mitchell pass from Larry Brihm, Jr.	at Southeastern Louisiana (1st)
41	Jamaruz Thompson pass from Larry Brihm, Jr.	at Miami (3rd)
38	Jawill Davis pass from Larry Brihm, Jr.	at Southeastern Louisiana (1st)
36	Jawill Davis pass from Larry Brihm, Jr.	at Southeastern Louisiana (2nd)
34	Keavon Mitchell pass from Larry Brihm, Jr.	at Southeastern Louisiana (1st)
28	Jawill Davis pass from Larry Brihm, Jr.	at Southeastern Louisiana (4th)
25	Michael D. Jones run	at Southeastern Louisiana (4th)

DRIVES SUPERLATIVES

MOST PLAYS:	14 at Miami (Fla.)	FEWEST PLAYS:	2 at Southeastern Louisiana
MOST YARDS:	88 at Southeastern Louisiana	FEWEST YARDS:	(-2) at Southeastern Louisiana
LONGEST TIME:	7:35 at Miami (Fla.)	SHORTEST TIME:	0:15 at Southeastern Louisiana

RED ZONE

	SCORE	TIMES IN RED ZONE	SCORES	POINTS	TDS	RUSH TDS	PASS TDS	FGS	FGA	DOWNED	INT	FUM	HALF	GAME
at Miami (Fla.)	L, 41-13	3	3	13	1	1	0	2	0	0	0	0	0	0
at Southeast Louisiana	W, 28-23	4	4	28	4	2	2	0	0	0	0	0	0	0
at Florida Atlantic														
at Howard														
Savannah State														
South Carolina State														
at North Carolina A&T														
Hampton														
Morgan State														
at North Carolina Central														
vs. Florida A&M														
TOTALS		7	7	41	5	3	2	2	0	0	0	0	0	0
OPPONENTS		11	10	50	5	3	2	5	0	0	0	0	1	0

SEASON PCT. (OVERALL): 7 of 7 (100%)

SEASON PCT. (TDS): 5 of 7 (71.4%)

SEASON PCT. (FGS): 2 of 7 (28.6%)

SEASON PCT. (NO SCORE): 0 of 7 (0.0%)

2017 STATISTICS (OVERALL: 1-1, MEAC: 0-0, HOME: 0-0, AWAY: 1-1, NEUTRAL: 0-0)

BETHUNE-COOKMAN INDIVIDUAL GAME HIGHS

Rushes	17	Michael D. Jones at Southeastern La. (Sep 09, 2017)
Yards Rushing	95	Michael D. Jones at Southeastern La. (Sep 09, 2017)
TD Rushes	1	Michael D. Jones at Miami (FL) (Sep. 2, 2017)
		Michael D. Jones at Southeastern La. (Sep 09, 2017)
		Larry Brihm, Jr. at Southeastern La. (Sep 09, 2017)
Long Rush	25	Michael D. Jones at Southeastern La. (Sep 09, 2017)
Pass attempts	39	Larry Brihm, Jr. at Southeastern La. (Sep 09, 2017)
Pass completions	25	Larry Brihm, Jr. at Southeastern La. (Sep 09, 2017)
Yards Passing	354	Larry Brihm, Jr. at Southeastern La. (Sep 09, 2017)
TD Passes	2	Larry Brihm, Jr. at Southeastern La. (Sep 09, 2017)
Long Pass	47	Larry Brihm, Jr. at Southeastern La. (Sep 09, 2017)
Receptions	7	Michael D. Jones at Miami (FL) (Sep. 2, 2017)
		Jawill Davis at Southeastern La. (Sep 09, 2017)
Yards Receiving	138	Jawill Davis at Southeastern La. (Sep 09, 2017)
TD Receptions	1	Jawill Davis at Southeastern La. (Sep 09, 2017)
		Anthony Cruz at Southeastern La. (Sep 09, 2017)
Long Reception	47	Keavon Mitchell at Southeastern La. (Sep 09, 2017)
Field Goals	2	Uriel Hernandez at Miami (FL) (Sep. 2, 2017)
Long Field Goal	36	Uriel Hernandez at Miami (FL) (Sep. 2, 2017)
Punts	5	Javaunie Francis at Miami (FL) (Sep. 2, 2017)
Long Punt	61	Javaunie Francis at Miami (FL) (Sep. 2, 2017)
Long Punt Return	9	Frank Brown at Southeastern La. (Sep 09, 2017)
Long Kickoff Return	27	Keavon Mitchell at Miami (FL) (Sep. 2, 2017)
Tackles	13	Diquan Richardson at Miami (FL) (Sep. 2, 2017)
Sacks	0.0	
Tackles For Loss	1.0	Dajuan Jackson at Miami (FL) (Sep. 2, 2017)
		Trevor Merritt at Miami (FL) (Sep. 2, 2017)
		Todney Evans at Southeastern La. (Sep 09, 2017)
		Uriah Gilbert at Southeastern La. (Sep 09, 2017)
		DiShawn Ray at Southeastern La. (Sep 09, 2017)
Interceptions	1	Diquan Richardson at Southeastern La. (Sep 09, 2017)
		Trevor Merritt at Southeastern La. (Sep 09, 2017)
		Elliott Miller at Southeastern La. (Sep 09, 2017)

BETHUNE-COOKMAN TEAM GAME HIGHS

Rushes	38	at Southeastern La. (Sep 09, 2017)
Yards Rushing	128	at Southeastern La. (Sep 09, 2017)
Yards Per Rush	4.0	at Miami (FL) (Sep. 2, 2017)
TD Rushes	2	at Southeastern La. (Sep 09, 2017)
Pass attempts	39	at Miami (FL) (Sep. 2, 2017)
		at Southeastern La. (Sep 09, 2017)
Pass completions	25	at Miami (FL) (Sep. 2, 2017)
		at Southeastern La. (Sep 09, 2017)
Yards Passing	354	at Southeastern La. (Sep 09, 2017)
Yards Per Pass	9.1	at Southeastern La. (Sep 09, 2017)
TD Passes	2	at Southeastern La. (Sep 09, 2017)
Total Plays	77	at Southeastern La. (Sep 09, 2017)
Total Offense	482	at Southeastern La. (Sep 09, 2017)
Yards Per Play	6.3	at Southeastern La. (Sep 09, 2017)
Points	28	at Southeastern La. (Sep 09, 2017)
Sacks By	0	
First Downs	22	at Southeastern La. (Sep 09, 2017)
Penalties	14	at Southeastern La. (Sep 09, 2017)
Penalty Yards	132	at Southeastern La. (Sep 09, 2017)
Turnovers	3	at Southeastern La. (Sep 09, 2017)
Interceptions By	3	at Southeastern La. (Sep 09, 2017)
Punts	5	at Miami (FL) (Sep. 2, 2017)
Long Punt	61	at Miami (FL) (Sep. 2, 2017)
Long Punt Return	9	at Southeastern La. (Sep 09, 2017)

OPPONENT INDIVIDUAL GAME HIGHS

Rushes	16	Mark Walton, at Miami (FL) (Sep. 2, 2017)
		Eugene Bethea, at Southeastern La. (Sep 09, 2017)
Yards Rushing	148	Mark Walton, at Miami (FL) (Sep. 2, 2017)
TD Rushes	2	Mark Walton, at Miami (FL) (Sep. 2, 2017)
Long Rush	47	Mark Walton, at Miami (FL) (Sep. 2, 2017)
Pass attempts	28	Malik Rosier, at Miami (FL) (Sep. 2, 2017)
Pass completions	17	Malik Rosier, at Miami (FL) (Sep. 2, 2017)
Yards Passing	217	Malik Rosier, at Miami (FL) (Sep. 2, 2017)
TD Passes	3	Malik Rosier, at Miami (FL) (Sep. 2, 2017)
Long Pass	46	Malik Rosier, at Miami (FL) (Sep. 2, 2017)
Receptions	6	Juwan Dickey, at Southeastern La. (Sep 09, 2017)
Yards Receiving	65	Darrell Langham, at Miami (FL) (Sep. 2, 2017)
TD Receptions	1	Darrell Langham, at Miami (FL) (Sep. 2, 2017)
		Lawrence Cager, at Miami (FL) (Sep. 2, 2017)
		Braxton Berrios, at Miami (FL) (Sep. 2, 2017)
Long Reception	46	Darrell Langham, at Miami (FL) (Sep. 2, 2017)
Field Goals	3	Dillon Burkhard, at Southeastern La. (Sep 09, 2017)
Long Field Goal	50	Michael Badgley, at Miami (FL) (Sep. 2, 2017)
Punts	4	Ivy Wall, at Southeastern La. (Sep 09, 2017)
Long Punt	51	Zach Feagles, at Miami (FL) (Sep. 2, 2017)
Long Punt Return	12	Braxton Berrios, at Miami (FL) (Sep. 2, 2017)
Long Kickoff Return	92	J. Petit-Frere, at Southeastern La. (Sep 09, 2017)
Tackles	17	Max Lyons, at Southeastern La. (Sep 09, 2017)
Sacks	1.0	D. Jackson, at Miami (FL) (Sep. 2, 2017)
		Sione Teuhema, at Southeastern La. (Sep 09, 2017)
Tackles For Loss	2.5	Sione Teuhema, at Southeastern La. (Sep 09, 2017)
Interceptions	1	Malek Young, at Miami (FL) (Sep. 2, 2017)
		Mayori Ellison, at Southeastern La. (Sep 09, 2017)

OPPONENT TEAM GAME HIGHS

Rushes	35	at Southeastern La. (Sep 09, 2017)
Yards Rushing	317	at Miami (FL) (Sep. 2, 2017)
Yards Per Rush	9.3	at Miami (FL) (Sep. 2, 2017)
TD Rushes	2	at Miami (FL) (Sep. 2, 2017)
Pass attempts	31	at Miami (FL) (Sep. 2, 2017)
Pass completions	18	at Miami (FL) (Sep. 2, 2017)
Yards Passing	233	at Miami (FL) (Sep. 2, 2017)
Yards Per Pass	7.5	at Miami (FL) (Sep. 2, 2017)
TD Passes	3	at Miami (FL) (Sep. 2, 2017)
Total Plays	65	at Miami (FL) (Sep. 2, 2017)
Total Offense	550	at Miami (FL) (Sep. 2, 2017)
Yards Per Play	8.5	at Miami (FL) (Sep. 2, 2017)
Points	41	at Miami (FL) (Sep. 2, 2017)
Sacks By	1	at Miami (FL) (Sep. 2, 2017)
		at Southeastern La. (Sep 09, 2017)
First Downs	28	at Miami (FL) (Sep. 2, 2017)
Penalties	10	at Southeastern La. (Sep 09, 2017)
Penalty Yards	85	at Southeastern La. (Sep 09, 2017)
Turnovers	3	at Southeastern La. (Sep 09, 2017)
Interceptions By	1	at Miami (FL) (Sep. 2, 2017)
		at Southeastern La. (Sep 09, 2017)
Punts	4	at Southeastern La. (Sep 09, 2017)
Long Punt	51	at Miami (FL) (Sep. 2, 2017)
Long Punt Return	12	at Miami (FL) (Sep. 2, 2017)

PARTICIPATION

NO	GP/GS	PLAYER	MIA	SLU	FAU	HOW	SSU	SCSU	NCAT	HAM	MSU	NCCU	FAMU
56	2/2	Chris Adams	START	START									
69	1/-	L'Dre Barnes	XXX	...									
64	2/-	Kendall Batt	XXX	XXX									
49	2/-	Delwaun Beard	XXX	XXX									
76	1/-	Jerry Beauchamp	XXX	...									
13	2/-	DeAndre Bozeman	XXX	XXX									
42	2/2	Trenton Bridges	START	START									
2	2/2	Larry Brihm	START	START									
57	2/2	Dwayne Brown	START	START									
15	2/1	Frank Brown	XXX	START									
72	2/2	David Bryant	START	START									
73	2/2	Job Buissereth	START	START									
3	2/1	Jamaal Burgess	START	XXX									
38	2/-	Que'shaun Byrd	XXX	XXX									
11	2/2	Anthony Cruz	START	START									
52	2/-	Tyre Curry	XXX	XXX									
59	1/-	Jarren Davis	XXX	...									
17	2/2	Jawill Davis	START	START									
9	1/-	Jabari Dunham	XXX	...									
55	2/2	Todney Evans	START	START									
46	2/2	Atreyu Farrior	START	START									
48	2/-	Marques Ford	XXX	XXX									
39	2/-	Javaunie Francis	XXX	XXX									
47	1/-	Teh'Ron Fuller	XXX	...									
93	2/-	Uriah Gilbert	XXX	XXX									
19	2/-	Marquis Hendrix	XXX	XXX									
41	2/-	Uriel Hernandez	XXX	XXX									
96	2/-	Gerome Howard	XXX	XXX									
67	1/-	Chris Hudson	XXX	...									
51	2/-	Justice Hunt	XXX	XXX									
75	1/-	Troy Wilkins II	XXX	...									
8	2/-	Tupac Isme	XXX	XXX									
26	2/1	Dajuan Jackson	XXX	START									
31	2/-	Devin James	XXX	XXX									
18	2/1	Joseph Johnson	XXX	START									
21	2/2	Michael D. Jones	START	START									
58	1/-	Montel Jordan	XXX	...									
29	2/-	Jamauri Laguerre	XXX	XXX									
44	2/-	Davonte Lawrence	XXX	XXX									
86	2/1	Ja-Quan Lumas	START	XXX									
83	2/-	Taron Mallard	XXX	XXX									
24	2/-	Sam Marc	XXX	XXX									
54	2/-	Deonte Mayo	XXX	XXX									
35	2/1	Trevor Merritt	XXX	START									
7	2/2	Elliott Miller	START	START									
6	2/2	Keavon Mitchell	START	START									
16	2/2	Alexander Morales	START	START									
5	2/-	Kennedy Ndukew	XXX	XXX									
12	2/-	Shakur Nesmith	XXX	XXX									
71	2/2	Phillip Norman	START	START									
98	1/-	Daniel Palmer	XXX	...									
33	2/-	Jacquae Peart	XXX	XXX									
95	2/2	DiShawn Ray	START	START									
22	2/1	Diquan Richardson	START	XXX									
28	2/-	Cameron Rigby	XXX	XXX									
80	2/-	Jordan Rivers	XXX	XXX									

PARTICIPATION

NO	GP/GS	PLAYER	MIA	SLU	FAU	HOW	SSU	SCSU	NCAT	HAM	MSU	NCCU	FAMU
74	2/-	Nicholas Roos	XXX	XXX									
63	1/-	Jamal Savage	XXX	...									
94	1/-	Malik Slaughter	XXX	...									
90	2/2	Jamal Thomas	START	START									
82	2/-	Jonathon Thomas	XXX	XXX									
30	2/-	Jamaruz Thompkins	XXX	XXX									
91	2/2	Kevin Thompson	START	START									
85	2/-	Demetrius Weaver	XXX	XXX									
25	1/1	Arthur Williams	START	...									
92	1/-	Ronald Williams	XXX	...									
53	1/-	Torian Williams	XXX	...									



The Last Time Bethune-Cookman...

shut out its opponent: South Carolina State, 14-0, 2010
 rushed for 300 yards: 303 vs. Morgan State, 2015
 rushed for 400 yards: 475 vs. Hampton, 2013
 rushed for 500 yards: 578 vs. Albany State, 1994
 had less than 25 rushes: 17 vs. North Carolina A&T, 2016
 had less than 50 yards rushing: 8 vs. North Carolina A&T, 2016
 had less than 100 yards rushing: 72 at South Carolina State, 2016
 attempted less than 10 passes: 9 vs. Howard, 2008
 attempted 40 passes: 48 vs. North Carolina A&T, 2016
 attempted 50 passes: 51 at Delaware State, 1995
 completed less than five passes: 4 at Miami (Fla.), 2015
 completed 25 passes: 25 vs. North Carolina A&T, 2016
 completed 30 passes: 34 at Grambling State, 2015
 had less than 50 yards passing: 26 at Miami (Fla.), 2015
 passed for 300 yards: 395 vs. North Carolina A&T, 2016
 passed for 400 yards: 463 at Grambling State, 2015
 passed for 500 yards: 527 vs. Georgia Southern, 1984
 had less than 100 yards of total offense: 79 at Miami (Fla.), 2015
 had less than 200 yards of total offense: 157 at South Carolina State, 2016
 had 500 yards of total offense: 592 vs. Savannah State, 2015
 had 600 yards of total offense: 600 vs. Morgan State, 2015
 had 700 yards of total offense: Never accomplished
 had less than 10 first downs: 9 at North Texas, 2016
 had 30 first downs: 30 vs. Morgan State, 2015
 did not punt: vs. Virginia Union, 2013
 punted 10 times: 10 at Miami (Fla.), 2015
 had four turnovers: at South Carolina State, 2014
 lost six fumbles: vs. Shaw, 2009
 threw five interceptions: 5 at Norfolk State, 2009
 was not penalized: Never accomplished
 was penalized 10 times: 12 vs. North Carolina A&T, 2016
 accumulated 100 yards of penalties: 143 at Morgan State, 2016
 scored 50 points: 59 vs. Norfolk State, 2015
 scored 60 points: 66 vs. Virginia Union, 2013
 trailed after three quarters, but rallied to win: Trained at North Carolina Central, 26-14, and rallied to win, 28-26, in 2015
 came from 10 points behind on the road to win: Trained at North Carolina Central, 26-14, and rallied to win 28-26, in 2015
 had possession time of 40 minutes: 43:41 at South Carolina State, 2010
 scored four touchdowns in a quarter: at Grambling State, 2015 (4th quarter)
 ran 90 plays in a game: 90 at Morgan State, 2010
 did not fumble: vs. Delaware State, 2016
 did not fumble and the opponent did not fumble: at FIU, 2014
 had back-to-back games without a fumble: vs. North Carolina A&T & at Norfolk State, 2016
 had three-straight games without a fumble: vs. North Carolina A&T, at Norfolk State and vs. Delaware State, 2016

The Last Time a Wildcat...

had 25 carries in a game: 29 by Isidore Jackson vs. Florida A&M (Orlando, Fla.), 2013
 had 30 carries in a game: 34 by Isidore Jackson at Norfolk State, 2011
 ran for 100 yards: 106 by Cameron Rigby vs. Delaware State, 2016
 ran for 150 yards: 182 by Isidore Jackson at N.C. Central, 2013
 ran for 200 yards: 203 by David Blackwell vs. Savannah State, 2011
 ran for 250 yards: 284 by Pa'Tell Troutman vs. Norfolk State, 1998
 had a 50-yard scoring run: 50 by Michael D. Jones vs. Savannah State, 2015
 had a 50-yard non-scoring run: 50 by Cameron Rigby vs. Delaware State, 2016
 had a 75-yard scoring run: 75 by Michael D. Jones vs. Norfolk State, 2015
 had an 80-yard scoring run: 83 by Akevious Williams at North Texas, 2016
 had two players gain 100 yards rushing: Michael D. Jones (117) and Larry Brihm (104) vs. North Carolina Central, 2014
 had three players gain 100 yards rushing: Isidore Jackson (123), Rodney Scott (103) and Brodrick Waters (100) vs. Alabama State (Orlando, Fla.), 2012
 quarterback rushed for 100 yards: 141 by Larry Brihm at Delaware State, 2015
 wide receiver rushed for 100 yards: 117 by Michael D. Jones vs. N.C. Central, 2014
 rushed and passed for 100 yards: Quentin Williams vs. Savannah State, 2015 (207 passing, 100 rushing)
 attempted 40 passes: 42 by Larry Brihm vs. North Carolina A&T, 2016
 attempted 45 passes: 45 by Jamarr Robinson vs. South Carolina State, 2011
 completed 25 passes: 25 by Jamarr Robinson vs. South Carolina State, 2011
 completed 30 passes: 31 by Todd Walker at Norfolk State, 1995
 passed for 300 yards: 376 by Larry Brihm vs. North Carolina A&T, 2016
 passed for 400 yards: 450 by Michael Jackson at Delaware State, 1993
 threw three scoring passes: 3 by Quentin Williams vs. Florida A&M (Orlando, Fla.), 2015
 threw four scoring passes: 4 by Larry Brihm vs. North Carolina A&T, 2016

threw five scoring passes: 5 by Jarod Rucker vs. South Carolina State, 2007 (ties BCU record)
 player threw a 75-yard TD pass: 76 by Quentin Williams to Preston Cleckley vs. N.C. Central, 2012
 player threw an 80-yard TD pass: 89 by Quentin Williams to Michael Jones vs. Norfolk State, 2015
 quarterback came off the bench to lead team to win: Larry Brihm vs. N.C. Central, 2014, replaced starter Quentin Williams
 had 50 plays, running and passing: 51 by Jimmie Russell at Morgan State, 2006 (36 passes, 15 rushes)
 caught 10 passes: 14 by Eric Weems vs. Delaware State, 2006
 had 100 yards receiving: 113 by Keavon Mitchell at Morgan State, 2016
 had 150 yards receiving: 199 by Jawill Davis at Grambling State, 2015
 had 200 yards receiving: 226 by James Adderly vs. Norfolk State, 1998
 had two players gain 100 yards receiving: Jawill Davis (143) and Frank Brown (117) vs. North Carolina A&T, 2016
 had 300 yards of total offense: 361 by Larry Brihm, Jr. vs. North Carolina A&T, 2016
 had 400 yards of total offense: 425 by Quentin Williams vs. Norfolk State, 2015
 scored three touchdowns: 3 by Frank Brown vs. North Carolina A&T, 2016
 scored four touchdowns: 4 by Jimmie Russell vs. Morgan State, 2005
 scored three touchdowns of 25 yards or more: N/A
 ran for three touchdowns: 3 by Anthony Jordan vs. North Carolina Central, 2014
 ran for four touchdowns: 4 by Jimmie Russell vs. Morgan State, 2005
 accounted for five touchdowns: 5 by Quentin Williams (4 pass, 1 rush) vs. Norfolk State, 2015
 caught three touchdown passes: 3 by Frank Brown vs. North Carolina A&T, 2016
 caught four touchdown passes: 4 by James Adderly vs. Norfolk State, 1998
 caught three touchdown passes in a quarter: Never accomplished
 scored a touchdown in the final minute of regulation to win: Allen Suber pass to Eric Weems for 18 yards, vs. Florida A&M (Orlando, Fla.), 2003
 a non-quarterback completed a pass: Michael Dunn to Paul Neufville for 54 yards at North Carolina A&T, 2005
 a non-quarterback threw a touchdown pass: Terry Anderson to Don Williams for 75 yards vs. Albany State, 1976
 a non-quarterback threw a touchdown pass to a quarterback: Never accomplished
 returned a kickoff for a touchdown: Eddie Poole, 37 yards vs. Howard, 2010
 returned the opening kickoff for a touchdown: Eugene Monts, 95 yards vs. Tuskegee, 1975
 returned a punt for a touchdown: Frank Brown at North Texas, 88 yards, 2016
 returned two punts for touchdowns: N/A
 returned an interception for a touchdown: Diquan Richardson at North Texas, 30 yards, 2016
 returned a fumble for a touchdown: Donald Smith, 3 yards at South Carolina State, 2014
 recovered a fumble in the end zone for a touchdown: Tyrone Bouie, Jr. at South Carolina State, 2012
 offensive lineman scored a touchdown: Never accomplished
 blocked a punt: Davon Witherspoon vs. Tennessee State, 2016
 blocked 2 punts in a game: N/A
 blocked 3 punts in a game: N/A
 blocked a punt for a touchdown: Leroy Holt blocked a Jeremiah McGeough punt and recovered the ball in the end zone for a touchdown vs. Delaware State, 2014
 blocked a field goal: Todney Evans vs. Morgan State, 2015
 blocked an extra point attempt: Robert Way at Delaware State, 2015
 had a 60-yard punt: 64 by Jonathan Cagle vs. Savannah State, 2015
 had a 70-yard punt: 71 by Justin Keable vs. Jacksonville, 2007
 kicked a 50-yard field goal: Jesus Cortez, 51 yards vs. Florida A&M (Orlando, Fla.), 2005
 kicked four field goals: 4 by Marc McLachlan vs. South Carolina State, 1989
 kicked a game-winning field goal: Kory Kowalski, 40 yards, at Delaware State, 2009
 scored a two-point conversion: Jontavious Carter pass from Quentin Williams at Grambling State, 2015
 had two interceptions: Thomas Finnie at Savannah State, 2014
 had three interceptions: Michael Williams at Morgan State, 2010
 had four interceptions: Rashean Mathis vs. Delaware State, 2000
 had five interceptions: Alvin Wyatt, Sr. vs. Albany State, 1969
 had two interceptions in the same quarter: Michael Williams, 3rd quarter, at Morgan State, 2010
 defensive lineman scored a touchdown: tackle Erik Williams returned an interception 41 yards for a touchdown vs. Virginia Union, 2013
 had 20 or more tackles: 20 by Jarkevis Fields vs. Norfolk State, 2013
 had three sacks: Ryan Davis at Norfolk State, 2011
 had four sacks: 5 by Anthony Hubbard (B-CU record) vs. Delaware State, 2002
 scored a safety: Rony Barrow sacked Norfolk State quarterback Terrance Ervin in the end zone, 2014
 returned a blocked extra point for two points: Ben Ballard vs. Morgan State, 2007
 ran for a touchdown, caught a touchdown, and threw a touchdown pass: N/A

2017 BETHUNE-COOKMAN WILDCATS ROSTER

ALPHABETICAL ROSTER

NO	NAME	POS
56	Chris Adams	OL
1	Collyn Anderson	QB
60	Marcel Anderson	OL
69	L'Dre Barnes	OL
64	Kendall Batt	OL
49	Delwaun Beard	DE
76	Jerry Beauchamp	OL
13	DeAndre Bozeman	CB
97	Willie Brannon	DL
42	Trenton Bridges	LB
2	Larry Brihm, Jr.	QB
57	Dwayne Brown	OL
15	Frank Brown	WR
72	David Bryant	OL
73	Job Buissereth	OL
3	Jamaal Burgess	CB
38	Que'shaun Byrd	RB
70	Javon Camp-Villalobos	OL
11	Anthony Cruz	WR
40	Titus Curry	LB
52	Tyre Curry	LB
59	Jarren Davis	DL
17	Jawill Davis	WR
89	Kendon Davis	WR
9	Jabari Dunham	QB
55	Todney Evans	DL
46	Atreyu Farrior	LB
48	Marques Ford	DE
39	Javaunie Francis	K
81	Steffon Francois	WR
66	Teaki Fuller	OL
47	Teh'Ron Fuller	LB
20	Trevor Gear	RB
93	Uriah Gilbert	DL
19	Marquis Hendrix	LB
41	Uriel Hernandez	K
99	Kris Holt	DL
96	Gerome Howard	DL
67	Chris Hudson	OL
8	Tupac Isme	RB
65	Cedric Jackson	OL
26	Dajuan Jackson	CB
31	Devin James	LB
37	Donald Johnson IV	DB
18	Joseph Johnson	SAF
79	Alex Jones	DL
21	Michael D. Jones	RB
58	Montel Jordan	OL
62	Tony Kemp	OL
29	Jamauri Laguerre	CB
44	Davonte Lawrence	SAF
14	Marcus Levy	RB
87	Marquavious Linner	TE
88	Dominique Linton	WR
86	Ja-Quan Lumas	TE
83	Taron Mallard	TE
24	Sam Marc	CB
54	Deonte Mayo	LB
45	Robert McKinzie	LB
35	Trevor Merritt	CB
7	Elliott Miller	CB
6	Keavon Mitchell	WR

NUMERICAL ROSTER

NO	NAME	POS	HT	WT	CL-EXP	HOMETOWN / HIGH SCHOOL (PREVIOUS SCHOOL)
1	Collyn Anderson	QB	6-5	210	Jr.	Durham, N.C. / Hillside HS (Riverside CC)
2	Larry Brihm, Jr.	QB	5-11	209	R-Sr.	Delray Beach, Fla. / Village Academy
3	Jamaal Burgess	CB	6-0	186	Sr.	Miami, Fla. / Killian HS (West Hills College Coalinga)
4	Prentiss Reid	CB	6-2	175	Jr.	Richmond, Calif. / Salesian College Prep (Contra Costa College)
5	Kennedy Ndukwe	DB	6-1	195	Jr.	Baltimore, Md. / Overlea HS (ASA College)
6	Keavon Mitchell	WR	5-9	173	Jr.	Hollywood, Fla. / Flanagan HS
7	Elliott Miller	CB	5-9	148	Jr.	Miami, Fla. / Norland HS
8	Tupac Isme	RB	5-11	179	Soph.	Naples, Fla. / Lely HS
9	Jabari Dunham	QB	6-3	211	R-Jr.	Eustis, Fla. / Leesburg HS (UT-Martin)
10	Akevious Williams	QB	6-2	188	R-Soph.	Madison, Fla. / Madison County HS
11	Anthony Cruz	WR	6-5	210	Sr.	Bronx, N.Y. / John F. Kennedy HS (Globe Tech)
12	Shakur Nesmith	WR	6-5	205	Grad.	Philadelphia, Pa. / Imhotep HS (Massachusetts)
13	DeAndre Bozeman	CB	5-10	173	Sr.	West Palm Beach, Fla. / Dwyer HS (Highland CC)
14	Marcus Levy	RB	5-11	215	Sr.	Ft. Pierce, Fla. / Ft. Pierce Central HS (Nassau CC)
15	Frank Brown	WR	5-11	185	R-Sr.	Palm Beach Gardens, Fla. / Palm Beach Gardens HS
16	Alexander Morales	LB	5-10	211	R-Jr.	Miami, Fla. / Hialeah HS
17	Jawill Davis	WR	5-11	177	R-Sr.	Miami, Fla. / American HS
18	Joseph Johnson	SAF	5-10	170	R-Jr.	Midlothian, Texas / Midlothian HS (ASA College)
19	Marquis Hendrix	LB	6-1	230	Jr.	Ocala, Fla. / Trinity Catholic HS (Coffeyville CC)
20	Trevor Gear	RB	6-1	210	Fr.	McDonough, Ga. / Eagles Landing Christian Academy
21	Michael D. Jones	RB	5-11	197	R-Sr.	Sarasota, Fla. / Booker HS
22	Diquan Richardson	SAF	5-11	167	Sr.	Alvin, S.C. / Ft. Dorchester HS (Paine)
24	Sam Marc	CB	6-0	170	R-Fr.	Miami, Fla. / Norland HS
25	Arthur Williams	DB	6-3	204	R-Sr.	Sebring, Fla. / Sebring HS (Massachusetts)
26	Dajuan Jackson	CB	5-11	185	R-Fr.	Jacksonville, Fla. / Raines HS
27	LaDerrien Wilson	RB	5-10	210	R-Fr.	St. Cloud, Fla. / Osceola HS (Maryland)
28	Cameron Rigby	RB	5-7	177	Sr.	Miramar, Fla. / Miramar HS
29	Jamauri Laguerre	CB	6-0	180	Fr.	Opa Locka, Fla. / Edison HS
30	Jamaruz Thompkins	RB	5-11	211	R-Sr.	Tampa, Fla. / Tampa Bay Tech
31	Devin James	LB	6-1	226	Fr.	Port St. Lucie, Fla. / Treasure Coast HS
32	Veion Robinson	LB	6-1	220	Sr.	Hampton, Ga. / Lovejoy HS (Middle Tennessee)
33	Jacquae Peart	LB	6-1	240	Sr.	Sebring, Fla. / Sebring HS (Dean College)
34	Isaac Washington	SAF	5-9	190	Fr.	Cape Coral, Fla. / Cape Coral HS
35	Trevor Merritt	CB	5-10	185	Soph.	Melbourne, Fla. / Viera HS
37	Donald Johnson IV	DB	6-0	175	R-Fr.	Jacksonville, Fla. / University Christian HS
38	Que'shaun Byrd	RB	5-8	170	Fr.	Palm Coast, Fla. / Flagler Palm Coast HS
39	Javaunie Francis	K	6-2	236	Jr.	Miami, Fla. / Miami Central HS
40	Titus Curry	LB	6-0	230	Fr.	Jacksonville, Fla. / University Christian HS
41	Uriel Hernandez	K	5-4	209	Jr.	Homestead, Fla. / Homestead HS
42	Trenton Bridges	LB	6-0	234	R-Jr.	DeLand, Fla. / DeLand HS
43	Davon Witherspoon	LB	6-3	201	Sr.	Miami, Fla. / McArthur HS (Cincinnati)
44	Davonte Lawrence	SAF	6-0	190	Soph.	Jacksonville, Fla. / Raines HS
45	Robert McKinzie	LB	6-3	255	Fr.	Daytona Beach, Fla. / Atlantic HS
46	Atreyu Farrior	LB	6-2	232	R-Jr.	Lakeland, Fla. / Kathleen HS
47	Teh'Ron Fuller	LB	6-2	205	R-Jr.	Ft. Myers, Fla. / South Ft. Myers HS (Appalachian State)
48	Marques Ford	DE	6-4	235	Fr.	Gibson, Fla. / East Bay HS
49	Delwaun Beard	DE	6-3	235	R-Sr.	Culver City, Calif. / Culver City HS (Santa Monica College)
51	Justice Hunt	DB	6-0	217	Jr.	Riverview, Fla. / Spoto HS
52	Tyre Curry	LB	6-0	220	Soph.	Jacksonville, Fla. / University Christian HS
53	Torian Williams	LB	6-3	205	Soph.	Ft. Lauderdale, Fla. / Dillard HS
54	Deonte Mayo	LB	6-2	209	R-Soph.	Ocala, Fla. / Forest HS
55	Todney Evans	DL	6-2	222	R-Jr.	Delray Beach, Fla. / Atlantic HS (Middle Tennessee State)
56	Chris Adams	OL	6-4	300	Sr.	Dayton, Ohio / Carroll HS (Lackawanna CC)
57	Dwayne Brown	OL	6-3	339	R-Jr.	Indianapolis, Ind. / Warren Central HS (Eastern Michigan)
58	Montel Jordan	OL	6-4	304	R-Fr.	Pompano Beach, Fla. / Deerfield Beach HS (Akron)
59	Jarren Davis	DL	6-3	271	R-Sr.	Jacksonville, Fla. / Stanton HS
60	Marcel Anderson	OL	6-2	340	R-Soph.	Wilmington, N.C. / New Hanover HS
62	Tony Kemp	OL	6-0	265	Fr.	Daytona Beach, Fla. / Mainland HS
63	Jamal Savage	OL	6-6	320	Soph.	Plant City, Fla. / Plant City HS
64	Kendall Batt	OL	6-2	235	Fr.	Windermere, Fla. / Olympia HS
65	Cedric Jackson	OL	6-3	300	Fr.	Miami, Fla. / Norland HS
66	Teaki Fuller	OL	6-2	318	Fr.	Miami, Fla. / Booker T. Washington HS
67	Chris Hudson	OL	6-5	308	Sr.	Ocala, Fla. / West Port HS
68	Kevin Richardson	OL	6-4	305	R-Fr.	Seffner, Fla. / Armwood HS
69	L'Dre Barnes	OL	6-3	290	Soph.	St. Petersburg, Fla. / Admiral Farragut HS

2017 BETHUNE-COOKMAN WILDCATS ROSTER

NUMERICAL ROSTER

NO	NAME	POS	HT	WT	CL-EXP	HOMETOWN / HIGH SCHOOL (PREVIOUS SCHOOL)
70	Javon Camp-Villalovos	OL	6-5	290	Fr.	Los Angeles, Calif. / Salesian HS
71	Phillip Norman	OL	6-4	318	R-Jr.	Sebastian, Fla. / Sebastian River HS
72	David Bryant	OL	6-7	336	R-Sr.	Summerville, S.C. / Cane Bay HS
73	Job Buissereth	OL	6-4	325	Sr.	Brooklyn, N.Y. / Lincoln HS (Nassau CC)
74	Nicholas Roos	OL	6-7	263	R-Soph.	Ormond Beach, Fla. / Mainland HS
75	Troy Wilkins II	OL	6-0	321	R-Jr.	Miami, Fla. / Miami Northwestern HS
76	Jerry Beauchamp	OL	6-4	274	Soph.	Naples, Fla. / Barron Collier HS
79	Alex Jones	DL	6-2	287	R-Fr.	Ocala, Fla. / Vanguard HS
80	Jordan Rivers	WR	6-2	176	Soph.	Jacksonville, Fla. / Raines HS
81	Steffon Francois	WR	5-11	165	Soph.	Miramar, Fla. / McArthur HS
82	Jonathan Thomas	WR	6-1	188	Fr.	Port St. Lucie, Fla. / Treasure Coast HS
83	Taron Mallard	TE	6-6	250	Jr.	Kissimmee, Fla. / Poinciana HS (Tyler JC)
84	Marquavis Myers	RB	5-9	175	R-Jr.	Orlando, Fla. / Oak Ridge HS (Mars Hill)
85	Demetrius Weaver	TE	6-2	266	R-Soph.	Pompano Beach, Fla. / Blanche Ely HS
86	Ja-Quan Lumas	TE	6-3	230	R-Sr.	Orlando, Fla. / Jones HS
87	Marquavious Linner	TE	6-3	210	Fr.	Decatur, Ga. / Columbia HS
88	Dominique Linton	WR	6-3	185	Fr.	Naples, Fla. / Palmetto Ridge HS
89	Kendon Davis	WR	6-1	184	R-Sr.	Lauderhill, Fla. / Plantation Senior HS
90	Jamal Thomas	DL	6-2	295	Jr.	Sharpsburg, Ga. / East Coweta HS
91	Kevin Thompson	DL	6-4	230	R-Sr.	Baltimore, Md. / Benjamin Franklin HS (Ellsworth CC)
92	Ronald Williams	DL	5-10	240	Fr.	Jacksonville, Fla. / Paxton School for Advanced Studies
93	Uriah Gilbert	DL	6-3	325	Fr.	Ocala, Fla. / Trinity Catholic HS
94	Malik Slaughter	DL	6-3	270	Sr.	Louisville, Miss. / Louisville HS (Northwest Mississippi CC)
95	DiShawn Ray	DL	6-4	305	R-Jr.	Jesup, Ga. / Wayne County HS
96	Gerome Howard	DL	6-4	277	Fr.	Sarasota, Fla. / Sarasota HS
97	Willie Brannon	DL	6-4	280	Soph.	Chieffland, Fla. / Chieffland HS
98	Daniel Palmer	DL	6-2	250	Sr.	Hartford, Conn. / Hartford Public HS (Dean College)
99	Kris Holt	DL	6-6	285	Fr.	Baltimore, Md. / Dundalk HS (Fork Union Academy)

ALPHABETICAL ROSTER

NO	NAME	POS
16	Alexander Morales	LB
84	Marquavis Myers	RB
5	Kennedy Ndukwe	DB
12	Shakur Nesmith	WR
71	Phillip Norman	OL
98	Daniel Palmer	DL
33	Jacquae Peart	LB
95	DiShawn Ray	DL
4	Prentiss Reid	CB
22	Diquan Richardson	SAF
68	Kevin Richardson	OL
28	Cameron Rigby	RB
80	Jordan Rivers	WR
32	Veion Robinson	LB
74	Nicholas Roos	OL
63	Jamal Savage	OL
94	Malik Slaughter	DL
90	Jamal Thomas	DL
82	Jonathan Thomas	WR
30	Jamaruz Thompkins	RB
91	Kevin Thompson	DL
34	Isaac Washington	SAF
85	Demetrius Weaver	TE
75	Troy Wilkins II	OL
10	Akevious Williams	QB
25	Arthur Williams	DB
92	Ronald Williams	DL
53	Torian Williams	LB
27	LaDerrien Wilson	RB
43	Davon Witherspoon	LB

COACHING STAFF

Head Coach: Terry Sims (3rd season | Knoxville, 1994)
Asst. HC/Def. Coord.: Charles "Yogi" Jones (8th season | Pittsburgh, 1983)
Assoc. HC/Off. Coord./QB: Allen Suber (1st season | Bethune-Cookman, 2004)
Special Teams Coordinator: Aashon Larkins (3rd season | Lehigh, 2003)
Running Game Coord./OL: Lawal McCray (8th season, Bethune-Cookman, 1991)
Cornerbacks: Terry Williams (19th season | Bethune-Cookman, 1988)
Defensive Line: Earl Lane (7th season | Northwood, 1980)
Tight Ends: Greg Ruffin (1st season | Lane, 1996)
Running Backs: Carl Franks (4th season | Duke, 1983)
Safeties: Darrin Hayes (3rd season | Knoxville, 1993)
Wide Receivers: Will Glover (3rd season | Clayton State, 2009)

SUPPORT STAFF

Director of Operations: Jeff Fagan (24th season | Bethune-Cookman, 1981)
Dir. of Player Personnel: Jean Dessein (4th season | Bethune-Cookman, 2013)
Quality Control (Offense): Jordan Murphy (2nd season | Bethune-Cookman, 2014)
Quality Control (Defense): Ty're Simmons (2nd season | Bethune-Cookman, 2016)
Asst. Operations: Alexander Suber (1st season | Middle Tennessee State, 2010)
Head Strength Coach: Corliss Fingers (3rd season | North Carolina, 1992)
Head Athletic Trainer: Scott Armstrong (4th season | Texas State, 2006)
Equipment Coordinator: Michael Humphrey
Administrative Assistant to the Head Coach: Lakiah Robinson